




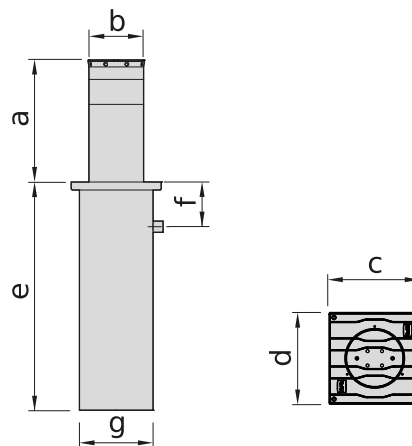
Be ahead

STOPPY MBB





Parking and traffic bollards




	a	b	c	d	e	f	g
STOPPY MBB 219-500,C	490	Ø219	360	360	915	180	Ø295
STOPPY MBB 219-700,C	700	Ø219	360	360	1165	180	Ø295

Retractable electromechanical bollard for safety and protection in all areas that require controlled access. Available in shaft heights 500 and 700 mm. Ideal for locations of particular architectural interest, guaranteeing maximum reliability over time and requiring minimal maintenance.

Relevant features



The option of supply as an integrated unit or with outer casing separate from the operator allows the installer to complete digging and preparation for installation ahead of time.



The new square flange allows for perfect architectonic integration and hence better insertion into the full range of urban contexts.



The conical stem cap and EPDM flange gasket provide highly effective protection against foreign matter entering between the stem and the outer casing, thus making the unit maintenance free.



Parking and traffic bollards

STOPPY MBB

Code	Ci	Name	Description
R950008 00003	2600971	STOPPY MBB KIT 219/500.C 230 L C	Electromechanical bollard with foundation box, with shaft height 490 mm and diameter 219 mm. Impact resistance 10500 J. Painted stainless steel version, RAL 7015. Cap with integrated lights and buzzer.
R950008 00004	2600970	STOPPY MBB KIT 219/500.C 230 LI C	Electromechanical bollard with foundation box, with shaft height 490 mm and diameter 219 mm. Impact resistance 10500 J. Cap with integrated lights and buzzer. AISI 304 stainless steel version.
R950009 00003	2601352	STOPPY MBB KIT 219/700.C 230 L C	Electromechanical bollard with foundation box, with shaft height 700 mm and diameter 219 mm. Impact resistance 10500 J. Painted stainless steel version, RAL 7015. Cap with integrated lights and buzzer.
R950009 00004	2601353	STOPPY MBB KIT 219/700.C 230 LI C	Electromechanical bollard complete with form, with shaft height 700 mm and diameter 219 mm. Impact resistance 10500 J. Cap with incorporated lights and buzzer. AISI 304 stainless steel version.

PERSEO CBE 230.P SD: Control unit with built-in U-Link, receiver and heating circuit (up to -40°C) for electromechanical and hydraulic bollards. You can manage up to 4 bollards at the same time (maximum 1 XPASS 330/1200 or 2 XPASS B 275/800 EFO)



Cp D113812 00002 - Ci 2600139 - PERSEO CBE 230.P SD - Recommended








- Control unit with built-in U-Link, receiver and heating circuit (up to -40°C) for electromechanical and hydraulic bollards. You can manage up to 4 bollards at the same time (maximum 1 XPASS 330/1200 or 2 XPASS B 275/800 EFO)
- Application: Control panel for operating 1 to 4 automatic bollards, single-phase (in parallel) (maximum 1 XPASS 330/1200 or 2 XPASS B 275/800 EFO)
- Board power supply: 230V single phase
- Output power: 230Vac single-phase, 12A max.
- Main features: removable terminal blocks, digital programming, 3-digit display, Proxima programmer connector, dual-channel receiver 2048 codes included, heater for operation to -40°C, complete support for anti-terrorism bollards, 11 inputs, 9 outputs.
- Main features: U-Link interconnectivity, automatic reclosing, separate open and close, pre-flashing, deadman control, automatic or semi-automatic, opening and closing limit switch management, arranged for UPS.


	STOPPY MBB KIT 219/500.C 230 L	STOPPY MBB KIT 219/500.C 230 LI	STOPPY MBB KIT 219/700.C 230 L	STOPPY MBB KIT 219/700.C 230 LI
	C	C	C	C
Rise time	7 s	7 s	9,8 s	9,8 s
Lowering time	7,3 s	7,3 s	10,2 s	10,2 s
Rod height	490 mm	490 mm	700 mm	700 mm
Rod diameter	219 mm	219 mm	219 mm	219 mm
Rod thickness	5 mm	5 mm	5 mm	5 mm
Power supply	230 V	230 V	230 V	230 V
Control unit	PERSEO CBE	PERSEO CBE	PERSEO CBE	PERSEO CBE
Slowdown	Yes	Yes	Yes	Yes
Power consumption	300 W	300 W	300 W	300 W
Impact resistance	10500 J	10500 J	10500 J	10500 J
Break-in proof	150000 J	150000 J	150000 J	150000 J
Manual cycle	reversible in the absence of voltage	reversible in the absence of voltage	reversible in the absence of voltage	reversible in the absence of voltage
Frequency of use	very intensive	very intensive	very intensive	very intensive
Type of limit switch	REED magnetic sensor	REED magnetic sensor	REED magnetic sensor	REED magnetic sensor
Rod treatment	RAL7015 cataphoresis coating and paint	AISI 304 stainless steel	RAL7015 cataphoresis coating and paint	AISI 304 stainless steel
Environmental conditions	-40 ÷ 60 °C	-40 ÷ 60 °C	-40 ÷ 60 °C	-40 ÷ 60 °C
Protection rating	IP67	IP67	IP67	IP67



Parking and traffic bollards

RECOMMENDED ACCESSORIES

	Cp P975005 - Ci 2601390 BATT-EB Backup battery kit to allow bollards to stay up in case of no power		Cp P800075 - Ci 2605275 STOPPY ALARM Anti-theft kit: to be ordered separately, assembled during production
	Cp P800114 - Ci 2605291 BOLLARD CABLE EXT25 Extra charge for 25 m cable for bollards (to be added to the 10 included into bollards)		Cp P800115 - Ci 2605292 BOLLARD CABLE EXT50 Extra charge for 50 m cable for bollards (to be added to the 10 included into bollards)
	Cp D110926 00001 - Ci 2600569 SPIRA 2X1 Magnetic loop 2 x 1 m		





Parking and traffic bollards

EasyAXS

EASY CONNECT. EASY ACCESS.



The new connectivity solution which boosts the potential of BFT products and services to make access automations smarter and easier to use for both installers and end users.

1

EASY TO CONNECT



PLUG&PLAY
CONNECTIVITY MODULE
FOR QUICKLY CONNECTING
BFT SOLUTIONS



2

EASY TO SET UP



CONFIGURATION
AND
MANAGEMENT OF
THE MOTOR WITH
THE **EasyAXS app**

3

EASY TO CONTROL



TaHoma app
TO PROVIDE CUSTOMERS
WITH A SMART SOLUTION
FOR ACCESSING THEIR
HOMES





Parking and traffic bollards

EASY TO CONNECT

WIFI MODULE



→ 10/15 metres

WIFI MODULE + ANTENNA



→ 20/25 metres

MOBILE MODULE + ANTENNA + SIM



→ ∞



**PLUG&PLAY
INSTALLATION**



**ALWAYS
CONNECTED**



**EVEN MORE
CONNECTIVITY**



**EASY TO SET UP
FOR INSTALLERS**



**EASY TO CONTROL
FOR CUSTOMERS**





Parking and traffic bollards



U-LINK 2.0

AN UPDATED VERSION OF **U-LINK** TO GIVE YOU EVEN MORE FUNCTIONALITY



Scalable

You can add as many devices as you want



Intuitive

Easy to install and to use



Functional

Settings can be controlled and firmware updated remotely using dedicated applications



Practical

Works with or without an internet connection



Flexible

It allows you to create groups of interconnected products

U-Link, the exclusive **BFT** technology platform has evolved to offer improved interaction with the latest generation of technological ecosystems. Its ability to interface with all home access automation access devices has been expanded, meaning it is now a very useful tool for installers. It is also a faster communication protocol with increased security for communicating information.

It allows you to save even more time, checking everything very easily and giving you even more peace of mind.



Parking and traffic bollards



A NEW AND EVEN MORE SECURE RADIO PROTOCOL



Secure

By transmitting data protected by a cryptographic key

U-Security is the new technology from **BFT** which incorporates encrypted rolling code thanks to the encryption key which masks the remote control code, meaning that it is impossible to clone a BFT remote control using another brand's model.



Easy

Pairing a remote control with a receiver can be done easily by scanning the QR code and using the dedicated app

The functions of the **Er Ready** system are incorporated and a new procedure is also available for programming remote controls by scanning a QR CODE and using a special app. All products featuring this technology are **REPLAY**, so they can transmit the code to another BFT remote control using a combination of keys.



Universal

The radio protocol is also compatible with the previous generation of receivers



INFORMATION REGARDING THE PROTECTION OF THE INDUSTRIAL AND INTELLECTUAL PROPERTY RIGHTS OF BFT. BFT S.p.A. protects its industrial property by depositing trademarks, patents, models and designs. The intellectual property of BFT S.p.A. is protected by copyright law. BFT S.p.A. also protects its know-how by taking measures to protect the technical and commercial information inherent in its company and products. All the products in this catalogue are ORIGINAL BFT MODELS and only BFT S.p.A. is authorised to produce them and market them anywhere in the world. All the commercial names in this catalogue are owned by BFT S.p.A., and only BFT S.p.A. is authorised to use them in relation to the corresponding merchandise category. FALSIFIERS WILL BE PROCEEDED AGAINST IN ACCORDANCE WITH BOTH CIVIL AND CRIMINAL LAW. THESE CONDITIONS NOT ONLY GUARANTEE THE INTELLECTUAL PROPERTY RIGHTS OF BFT, BUT ALSO PROTECT CUSTOMERS BY GUARANTEEING THAT THE PRODUCTS THEY ARE PURCHASING ARE ORIGINAL BFT PRODUCTS RESULTING FROM STUDIES AND DESIGNS WITHIN THE BFT COMPANY.