Be ahead

MAXIMA

Automatic barriers - road barriers

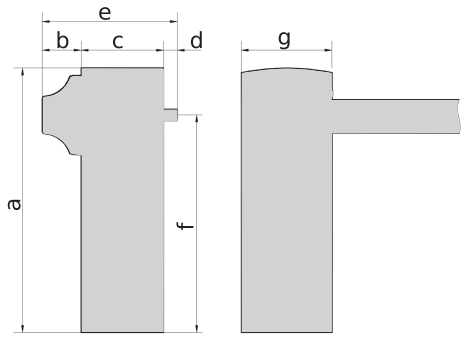

	a	b	c	d	e	f	g
MAXIMA 30	1110	120	320	40	480	950	280
MAXIMA 60 / MAXIMA 80	1155	170	360	60	590	950	400

Range of professional 230 Vac electro-mechanical barriers for frequent use, designed to work under a great variety of conditions including large car parks, motorway toll gates with frequent reversing, industrial installations. Mechanical movement with crank to make the bar operate smoothly and harmoniously, also managing slowdowns in opening and closing.

Automatic barriers - road barriers

MAXIMA

Code	Name	Description
P940070	**MAXIMA 30**	230 V electromechanical barrier for from 1.7 to 3 m. Opening time 1.7 s with deceleration. Maximum barrier length: 3 m. Suitable for installation in areas with high frequency of movement and frequent changes of direction (e.g. car parks with high traffic flows, etc.). Colour RAL 7015 Fast barrier
P940070 00102	**MAXIMA 30 - RAL**	230 V electromechanical barrier for from 1.7 to 3 m. Opening time 1.7 s with deceleration. Maximum barrier length: 3 m. Suitable for installation in areas with high frequency of movement and frequent changes of direction (e.g. car parks with high traffic flows, etc.). RAL colour to order. Fast barrier
P940071	**MAXIMA 60**	230 V Industrial electromechanical barrier for from 4 to 6.4 m. Opening time 8 s with Yes deceleration. Maximum barrier length 6 m. Option to fit single or dual barrier bracket. Colour RAL 7015 Intensive barrier
P940071 00102	**MAXIMA 60 - RAL**	230 V Industrial electromechanical barrier for from 4 to 6.4 m. Opening time 8 s with Yes deceleration. Maximum barrier length 6 m. Option to fit single or dual barrier bracket. RAL colour to order Intensive barrier
P940072	**MAXIMA 80**	230 V Industrial electromechanical barrier for from 6.5 to 8 m. Opening time 9 s with Yes deceleration. Maximum barrier length 8 m. Option to fit single or dual barrier bracket. Colour RAL 7015 Wide useful passage
P940072 00102	**MAXIMA 80 - RAL**	230 V Industrial electromechanical barrier for from 6.5 to 8 m. Opening time 9 s with Yes deceleration. Maximum barrier length 6 m. Option to fit single or dual barrier bracket. RAL colour to order Wide useful passage

CSB: 24V single operator control unit for barriers

CSB - Built-in



- Card power supply: 230 V single-phase
- Main characteristics: removable terminal boards withe new colour standard,simplified programming with scenario display, integrated two-channel receiver, D-Track based antisquashing system and slowdown during opening or closing.
- 24V single operator control unit for barriers

	MAXIMA 30	MAXIMA 30 - RAL	MAXIMA 60	MAXIMA 60 - RAL	MAXIMA 80	MAXIMA 80 - RAL
Clear opening	from 1.7 to 3 m	from 1.7 to 3 m	from 4 to 6.4 m	from 4 to 6.4 m	from 6.5 to 8 m	from 6.5 to 8 m
Control unit	CSB-BR	CSB-BR	CSB-BR	CSB-BR	CSB-BR	CSB-BR
Motor power supply	230 V	230 V	230 V	230 V	230 V	230 V
Power consumption	300 W	300 W	300 W	300 W	300 W	300 W
Motor type	Single phase	Single phase	Single phase	Single phase	Single phase	Single phase
Gear unit type	In oil bath	In oil bath	In oil bath	In oil bath	In oil bath	In oil bath
Slowdown	Yes	Yes	Yes	Yes	Yes	Yes
Locking	Mechanical	Mechanical	Mechanical	Mechanical	Mechanical	Mechanical
Release	Inside the structure	Inside the structure	Inside the structure	Inside the structure	Inside the structure	Inside the structure
Impact reaction	Electronic magnetic reverser	Electronic magnetic reverser	Electronic magnetic reverser	Electronic magnetic reverser	Electronic magnetic reverser	Electronic magnetic reverser
Frequency of use	very intensive	very intensive	intensive	intensive	intensive	intensive
MCBF (Mean Cycles Between Failures)	5000000 Op	5000000 Op	2000000 Op	2000000 Op	2000000 Op	2000000 Op
Protection rating	IP54	IP54	IP54	IP54	IP54	IP54
Environmental conditions	-30 ÷ 60 °C	-30 ÷ 60 °C	-30 ÷ 60 °C	-30 ÷ 60 °C	-30 ÷ 60 °C	-30 ÷ 60 °C

Automatic barriers - road barriers

RECOMMENDED ACCESSORIES

	P120077 00003 - **KIT ATM LIGHT 8 R/G 2W** Red-green LED lights kit for fitting on ATML bars up to 8 m.		P120077 00002 - **KIT ATM LIGHT 5 R/G 2W** Red-green LED lights kit for fitting on ATM bars up to 5m.
	P120077 00001 - **KIT ATM LIGHT 3 R/G 2W** Red-green LED lights kit for fitting on ATM bars up to 3m.		P120102 00001 - **ATM25** Aluminium bar L=2.5 m with drop-shaped profile and red reflectors. Lights and rubber protection not included. Completely protected by new polystyrene packaging.
	P120041 - **ATML60** Aluminium bar L = 6 m Ø92 mm. Lights and rubber not included. Completely protected by new polystyrene packaging.		P120042 - **ATML EXT2** Extension L=2m for bar model ATML 60. Lights and rubber not included.
	P120111 00001 - **ATM25** Aluminium bar L=2.5 m with drop-shaped profile and red reflectors. Lights and rubber protection not included. Completely protected by new polystyrene packaging.		P120111 00002 - **ATM30** Aluminium bar L=3 m with drop-shaped profile and red reflectors. Lights and rubber protection not included. Completely protected by new polystyrene packaging.
	P120102 00002 - **ATM30** Aluminium bar L=3 m with drop-shaped profile and red reflectors. Lights and rubber protection not included. Completely protected by new polystyrene packaging.		P120078 - **IS ATML** Internal reinforcement for ATML rods
	P120043 - **OMEGA AT** Serraggio singolo completo, carter protezione mani e viteria per barra ATM su MAXIMA 60/80. Barra esclusa		P120043 00001 - **OMEGA AT** Single lock, hand protection casing and screws for ATM barrier on Maxima 30. Barrier not included.
	P120048 00001 - **OMEGA ATM FRA** Fracture system clamping for bar ATM		P120044 00001 - **OMEGA ATML** Single clamping, hand guard and screws for ATML bar on MAXIMA 60/80. Bar not included.
	P120045 00001 - **OMEGA FRC ATML** New fork clamping for ATML bar on barrier model. MAXIMA 60/80. Bar not included.		P120109 00001 - **ATM30 90°** Articulated barrier with 3 m rise, 90° opening. Does not includes lights and rubber.
	P120065 00001 - **ATM30 90° RG** Articulated bar 90 ° 3 m with lights R/G		P120053 00001 - **PCA ATM 3** Rubber protection (red) for fitting on bar L = 3 m max.

Automatic barriers - road barriers

RECOMMENDED ACCESSORIES

	P120053 00002 - **PCA ATM 5** Rubber protection (red) for fitting on bar L = 5 m max.		P120053 00003 - **PCA ATM 8** Protection rubber (black) for fitting on bars from L = 6÷8 m.
	P120033 - **FCS MAXIMA 5** 2 additional limit switches for MAXIMA 30/MAXIMA ULTRA 35		P120034 - **FCS MAXIMA 6-8** 2 additional limit switches for MAXIMA 60/80
	P120049 - **RST ATM** Aluminium rack. Price for 3 metres. Suspended foot not included. Compatible with ATML and ATM model bars.		P120050 - **GA ATM** Adjustable suspended foot, powder coated cataphoresis treated.
	P120080 - **FAF UNI R** Universal adjustable fork for all rods; recommended with installation of FULL SKIRT accessory.		P120079 - **EBB KIT ATML** Electric lock for ATML rods to be installed on an FAF UNI R adjustable fork.
	P120032 - **SRV DIN** Standard DIN rail for interfacing barrier with parking system, configured and prewired with thermal magnetic switch, additional supply terminals, socket for metal mass detector and standard input/output terminal block		

Automatic barriers - road barriers

What is U-Link?

The technology that gives you more power

U-Link, Universal Link, is an exclusive BFT platform that can be used to create high-tech ecosystems.
In Home Access Automation, it can be used to communicate with all home access automation devices of any brand. This saves you time and allows you to control everything easily and without any worries.

It is intuitive
Easy to install and to use

It is scalable
You can add as many devices as you want

It is flexible
It allows you to create groups of interconnected products

It is practical
Works with or without an internet connection

It is functional
Its settings can be controlled remotely using dedicated applications

Automatic barriers - road barriers

Everything on one screen: find out more about this amazing technology

A world-exclusive platform that can be used to create high-tech ecosystems offering a vast range of solutions for many different sectors.

This proprietary platform which is a key feature of BFT products, thanks to the B-EBA cards and the Clonix U-Link receiver, is suitable for any protocol or product for access automation (including BFT products non-BFT ones and older versions) and it can be used in a variety of different sectors. This means any device becomes a smart device which can be interconnected with other systems, using a language that is becoming universal.

U-Control HOME

U-Control HOME is the application that allows you to open the gate to your home and to remotely control BFT automations using your own smartphone. The iOS version can be used to automatically open the automation when you are close to it.

U-Base 2

A software package for installation, performing maintenance and identifying any faults in the U-Link compatible operators, easily and conveniently.

U-SDK

U-SDK is the application which allows BFT automations to be made compatible and easily integrated with a BMS network.

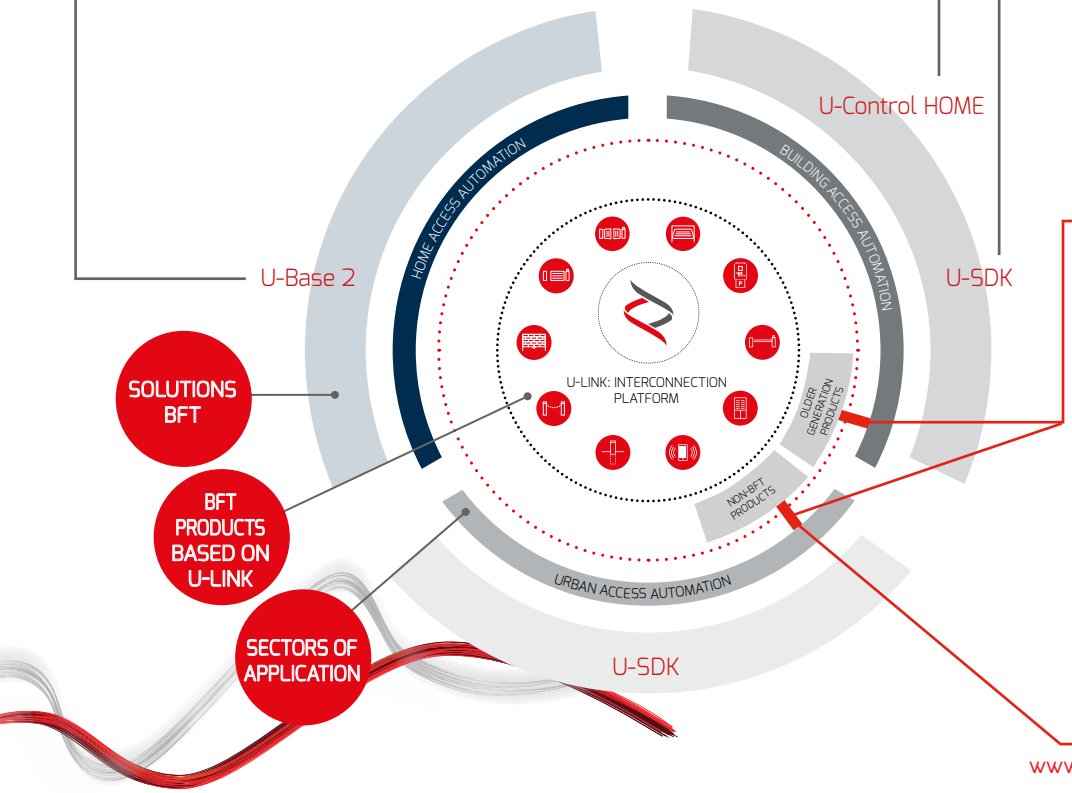

Clonix U-Link

Connect non-native U-Link and non-BFT products to U-Link systems.

Is it possible to connect non-native U-Link BFT operators or other brands of products to U-Link? Yes, thanks to the Clonix receivers. Accessories which accept no limits.

B-EBA

A direct link to your operators.

The B-EBA expansion cards make it possible to connect external devices such as PCs, smartphones and tablets to a BFT operator and a Clonix receiver or to connect multiple BFT products in a U-Link network. These accessories integrate with U-Link technology and with Bluetooth, Wifi, Z-Wave and TCP/IP protocols as well as with the RS485 serial interface. A device that demonstrates exactly what BFT means by interconnectivity.

INFORMATION REGARDING THE PROTECTION OF THE INDUSTRIAL AND INTELLECTUAL PROPERTY RIGHTS OF BFT. BFT S.p.A. protects its industrial property by depositing trademarks, patents, models and designs. The intellectual property of BFT S.p.A. is protected by copyright law. BFT S.p.A. also protects its know-how by taking measures to protect the technical and commercial information inherent in its company and products. All the products in this catalogue are ORIGINAL BFT MODELS and only BFT S.p.A is authorised to produce them and market them anywhere in the world. All the commercial names in this catalogue are owned by BFT S.p.A., and only BFT S.p.A. is authorised to use them in relation to the corresponding merchandise category. FALSIFIERS WILL BE PROCEEDED AGAINST IN ACCORDANCE WITH BOTH CIVIL AND CRIMINAL LAW. THESE CONDITIONS NOT ONLY GUARANTEE THE INTELLECTUAL PROPERTY RIGHTS OF BFT, BUT ALSO PROTECT CUSTOMERS BY GUARANTEEING THAT THE PRODUCTS THEY ARE PURCHASING ARE ORIGINAL BFT PRODUCTS RESULTING FROM STUDIES AND DESIGNS WITHIN THE BFT COMPANY.