



d-track



ee link



er ready



24 V

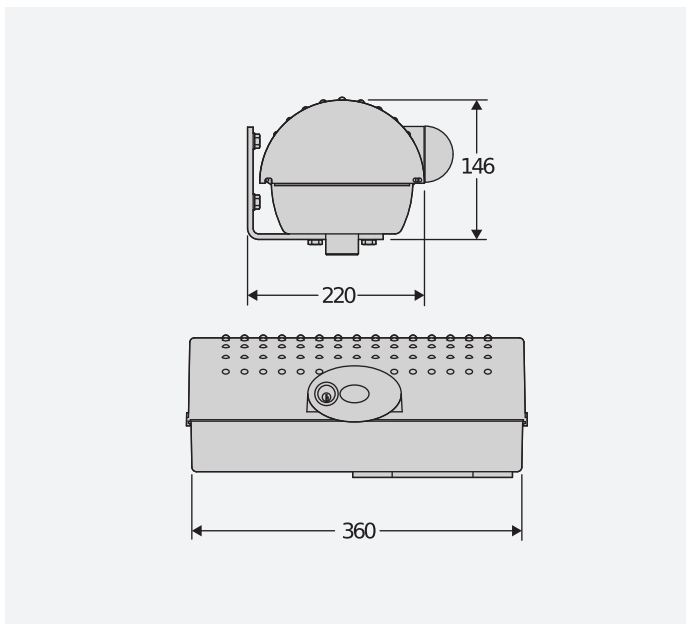


U-Link

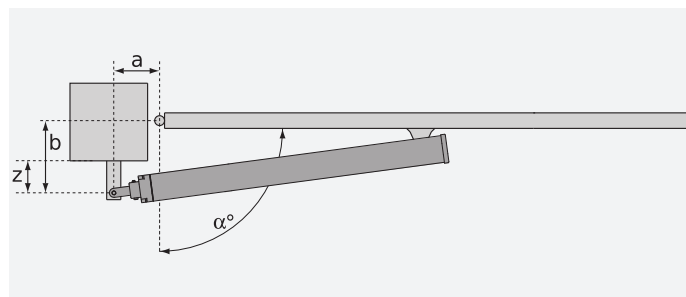


Range of electromechanical operators for industrial folding doors, maximum two panels per leaf. Available also in 24V version to guarantee maximum anti-crushing safety and precision in movement and slowdown.

DIMENSION (MM)



INSTALLATION DIMENSIONS








TECHNICAL FEATURES

	IGEA LB BT	IGEA LB
Control unit		
Nominal voltage	24 V	230 V
Power input	40 W	300 W
Max. door/gate weight	250 kg	250 kg
Panel length	2 m	2 m
Type of limit switch	Electromechanical	Electromechanical
Slowdown	Yes	no
Locking	Mechanical	Mechanical
Release	External accessory with personal key	External accessory with personal key
Impact reaction	D-Track	Electronic clutch
Frequency of use	Semi intensive	Semi intensive
Protection rating	IP4X	
Environmental conditions	-15 + 60 °C	



		Description
P935072 00002	IGEA LB BT	Electromechanical operator for industrial folding doors (max. two panels) with panel length 2 m. door weight 250 kg and use Semi intensive. D-Track.
P935077 00001	IGEA LB	Electromechanical operator for industrial folding doors (max. two panels) with panel length 2 m. door weight 250 kg and use Semi intensive. Electric clutch.

RECOMMENDED ACCESSORIES

	D113703 00002 - ALTAIR P ALTAIR P control panel.	 new D113833 00002 - RIGEL 6 220-230V 50/60HZ Universal control panel with display for one or two 230V - 650+650W operators.
	D113745 00002 - THALIA Control panel with display for one or two 24V electromechanical operators for swing gates.	 D113747 00002 - THALIA P Control panel for one or two 24V electromechanical and hydraulic operators for swing gates with electric lock management, for highly complex systems.
	N733020 - SEB External key release for BERMA, FORB, IGEA LB and IGEA LB BT.	

