



Be ahead

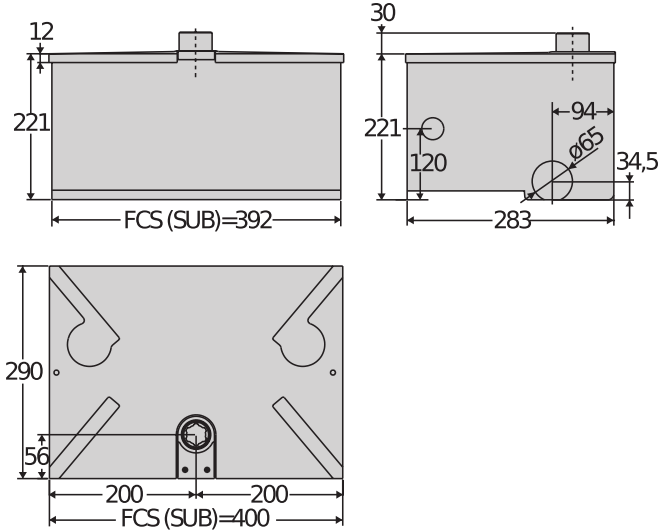


# SUB





## Hydraulic automation systems for swing gates



Complete range of underground hydraulic operators for very intensive use, suitable for any type of residential, industrial or multi-residence application.

Compact and sturdy, capable of automating swing gate leaves up to 3.5 metres wide and weighing up to 800 kg.

Available in reversible and non-reversible versions, with or without slowdown during opening and closing and with opening angles up to 180°.

### Relevant features




The monoblock structure gives the possibility of a very neat installation that is extremely reliable over time.



The closing slowdown guarantees silent, smooth movements on even the biggest gates. Also, the adjustment screw makes it possible to adapt the slowdown intensity to needs of each situation.



Control unit with programming display and new, simplified scenario-based programming





## Hydraulic automation systems for swing gates

## SUB

Code	Ci	Name	Description
P930026 00001	2600858	SUB DX	In-ground 230 V hydraulic operator Triangle key for hinged leaves up to 1,8 m. Manoeuvre time 24 s. Right operator. very intensive
P930026 00002	2600859	SUB SX	In-ground 230 V hydraulic operator Triangle key for hinged leaves up to 1,8 m. Manoeuvre time 24 s. Left operator. very intensive
P930012 00005	2601416	SUB R DX	In-ground 230 V irreversible hydraulic operator for swing gates up to 1,8 m with slowdown. Maneuver time 14+slowdown s. Right operator. Slowdown
P930012 00006	2611674	SUB R SX	In-ground 230 V irreversible hydraulic operator for swing gates up to 1,8 m with slowdown. Maneuver time 14+slowdown s. Left operator. Slowdown
P930012 00007	2611675	SUB R UL/CSA DX	In-ground 120 V irreversible hydraulic operator for swing gates up to 3,5 m with slowdown. Maneuver time 14+slowdown s. Right operator. Slowdown
P930012 00009	2611677	SUB R WINTER DX	In-ground 230 V irreversible hydraulic operator for swing gates up to 1,8 m with slowdown. Maneuver time 14+slowdown s. Right operator. Extremely low temperatures
P930012 00010	2611678	SUB R WINTER SX	In-ground 230 V irreversible hydraulic operator for swing gates up to 1,8 m with slowdown. Maneuver time 14+slowdown s. Left operator. Extremely low temperatures
P930009 00004	2601480	SUB E DX	In-ground 230 V hydraulic operator Reversible for hinged leaves up to 2,5 m. Manoeuvre time 24 s. Right operator. very intensive
P930009 00005	2611668	SUB E SX	In-ground 230 V hydraulic operator Reversible for hinged leaves up to 2,5 m. Manoeuvre time 24 s. Left operator. very intensive
P930013 00007	2600975	SUB ER DX	Reversible underground 230 V hydraulic operator for swing gates up to 2,5 m with soft closing. Operation time 14+slowdown s. Right-hand operator. Slowdown
P930013 00008	2600974	SUB ER SX	Reversible underground 230 V hydraulic operator for swing gates up to 2,5 m with soft closing. Operation time 14+slowdown s. Left-hand operator. Slowdown
P930014 00005	2611681	SUB EL DX	In-ground 230 V hydraulic operator Reversible for hinged leaves up to 3,5 m. Manoeuvre time 33 s. Right operator. very intensive
P930014 00006	2600973	SUB EL SX	In-ground 230 V hydraulic operator Reversible for hinged leaves up to 3,5 m. Manoeuvre time 33 s. Left operator. very intensive
P930010 00005	2601300	SUB G DX	In-ground 230 V hydraulic operator Triangle key for hinged leaves up to 1,8 m. Manoeuvre time 33 s. Right operator. very intensive
P930010 00006	2600026	SUB G SX	In-ground 230 V hydraulic operator Triangle key for hinged leaves up to 1,8 m. Manoeuvre time 33 s. Left operator. very intensive
P930010 00007	2611671	SUB G UL/CSA DX	In-ground 120 V hydraulic operator Non reversing for hinged leaves up to 3,5 m. Manoeuvre time 33 s. Right operator. very intensive
P930011 00005	2601256	SUB EG DX	In-ground 230 V hydraulic operator Reversible for hinged leaves up to 1,8 m. Manoeuvre time 24 s. Right operator. very intensive
P930011 00006	2601257	SUB EG SX	In-ground 230 V hydraulic operator Reversible for hinged leaves up to 1,8 m. Manoeuvre time 24 s. Left operator. very intensive



## Hydraulic automation systems for swing gates

### RIGEL 6 220-230V 50/60HZ: Universal control panel with display for one or two 230V - 650+650W operators



#### Cp D113833 00002 - Cj 2600589 - RIGEL 6 220-230V 50/60HZ - Recommended



- Universal control panel with display for one or two 230V - 650+650W operators
- Application: universal control panel for one or two operators
- Card power supply: 230 V single-phase
- Operators power supply: 230V single-phase
- Main features: removable terminal blocks, programming and diagnostics with display, built-in four-channel receiver, electro lock, electronic torque limiter, electronic deceleration at opening and closing, a separate limit switch inputs for each motor, traffic light management, preheating hydraulic operators, weekly timer, possibility to delete a specific remote control, customization of the 4 radio channels, personalization of the duration of the delayed output, adjustable sensitivity to the obstacle.
- Main functions: automatic re-closing, separate motor working times, stays locked when closed, water hammer, 2/3/4 step logic, partial opening, fast closing, separate opening and closing
- Compatibility: RIGEL 5 - RIGEL 4 - RIGEL 3 - RIGEL N

	SUB DX	SUB SX	SUB R DX	SUB R SX	SUB R UL/CSA DX	SUB R WINTER DX
Control unit	RIGEL 6	RIGEL 6	RIGEL 6	RIGEL 6	RIGEL 6	RIGEL 6
Board power supply	230 V	230 V	230 V	230 V	230 V	230 V
Motor voltage	230 V	230 V	230 V	230 V	120 V	230 V
Power consumption	250 W	250 W	250 W	250 W	250 W	250 W
Max. width of door/gate wing	1,8 m	1,8 m	1,8 m	1,8 m	3,5 m	1,8 m
Max. weight of door/gate wing	800 kg	800 kg	800 kg	800 kg	800 kg	800 kg
Maximum angle	130 °	130 °	130 °	130 °	130 °	130 °
Cycle time	24 s	24 s	14+slowdown s	14+slowdown s	14+slowdown s	14+slowdown s
Type of limit switch	work time	work time	work time	work time	work time	work time
Slowdown	no	no	Yes	Yes	Yes	Yes
Locking	Open/close hydraulics	Open/close hydraulics	Open/close hydraulics	Open/close hydraulics	Open/close hydraulics	Open/close hydraulics
Release	Triangle key	Triangle key	Triangle key	Triangle key	Non reversing	Non reversing
Impact reaction	Hydraulic clutch	Hydraulic clutch	Hydraulic clutch	Hydraulic clutch	Hydraulic clutch	Hydraulic clutch
Frequency of use	very intensive	very intensive	very intensive	very intensive	very intensive	very intensive
Protection rating	IP67	IP67	IP67	IP67	IP67	IP67
Environmental conditions	-10 ÷ 60 °C	-10 ÷ 60 °C	-10 ÷ 60 °C	-10 ÷ 60 °C	-10 ÷ 60 °C	-30 ÷ 60 °C

	SUB R WINTER SX	SUB E DX	SUB E SX	SUB ER DX	SUB ER SX	SUB EL DX
Control unit	RIGEL 6	RIGEL 6	RIGEL 6	RIGEL 6	RIGEL 6	RIGEL 6
Board power supply	230 V	230 V	230 V	230 V	230 V	230 V
Motor voltage	230 V	230 V	230 V	230 V	230 V	230 V
Power consumption	250 W	250 W	250 W	250 W	250 W	250 W
Max. width of door/gate wing	1,8 m	2,5 m	2,5 m	2,5 m	2,5 m	3,5 m
Max. weight of door/gate wing	800 kg	800 kg	800 kg	800 kg	800 kg	800 kg
Maximum angle	130 °	130 °	130 °	130 °	130 °	130 °
Cycle time	14+slowdown s	24 s	24 s	14+slowdown s	14+slowdown s	33 s
Type of limit switch	work time	work time	work time	work time	work time	work time
Slowdown	Yes	no	no	Yes	Yes	no
Locking	Open/close hydraulics	Open/close hydraulics	Open/close hydraulics	Solenoid Lock	Solenoid Lock	Solenoid Lock
Release	Non reversing	Reversible	Reversible	Reversible	Reversible	Reversible
Impact reaction	Hydraulic clutch	Hydraulic clutch	Hydraulic clutch	Hydraulic clutch	Hydraulic clutch	Hydraulic clutch
Frequency of use	very intensive	very intensive	very intensive	very intensive	very intensive	very intensive
Protection rating	IP67	IP67	IP67	IP67	IP67	IP67



## Hydraulic automation systems for swing gates

	SUB R WINTER SX	SUB E DX	SUB E SX	SUB ER DX	SUB ER SX	SUB EL DX
Environmental conditions	-30 ÷ 60 °C	-10 ÷ 60 °C	-10 ÷ 60 °C	-10 ÷ 60 °C	-10 ÷ 60 °C	-10 ÷ 60 °C
	SUB EL SX	SUB G DX	SUB G SX	SUB G UL/CSA DX	SUB EG DX	SUB EG SX
Control unit	RIGEL 6	RIGEL 6	RIGEL 6	RIGEL 6	RIGEL 6	RIGEL 6
Board power supply	230 V	230 V	230 V	230 V	230 V	230 V
Motor voltage	230 V	230 V	230 V	120 V	230 V	230 V
Power consumption	250 W	250 W	250 W	250 W	250 W	250 W
Max. width of door/gate wing	3,5 m	1,8 m	1,8 m	3,5 m	1,8 m	1,8 m
Max. weight of door/gate wing	800 kg	800 kg	800 kg	800 kg	800 kg	800 kg
Maximum angle	130 °	180 °	180 °	180 °	130 °	130 °
Cycle time	33 s	33 s	33 s	33 s	24 s	24 s
Type of limit switch	work time	work time	work time	work time	work time	work time
Slowdown	no	no	no	no	no	no
Locking	Solenoid Lock	Open/close hydraulics	Open/close hydraulics	Open/close hydraulics	Open/close hydraulics	Open/close hydraulics
Release	Reversible	Triangle key	Triangle key	Non reversing	Reversible	Reversible
Impact reaction	Hydraulic clutch	Hydraulic clutch	Hydraulic clutch	Hydraulic clutch	Hydraulic clutch	Hydraulic clutch
Frequency of use	very intensive	very intensive	very intensive	very intensive	very intensive	very intensive
Protection rating	IP67	IP67	IP67	IP67	IP67	IP67
Environmental conditions	-10 ÷ 60 °C	-10 ÷ 60 °C	-10 ÷ 60 °C	-10 ÷ 60 °C	-10 ÷ 60 °C	-10 ÷ 60 °C

## VITAL ACCESSORIES

	<b>Cp</b> D114092 00002 - <b>Ci</b> 2601365 <b>ALCOR AC A</b> Control unit with on-board receiver - no display - Standard terminal block		<b>Cp</b> D113680 00002 - <b>Ci</b> 2600108 <b>ALPHA SD</b> Universal control panel with potentiometers for one 230V/500W single-phase operator
	<b>Cp</b> N733066 00003 - <b>Ci</b> 2600784 <b>FCS DX</b> Foundation box designed for fitting the SUB right-hand operator, allowing easy maintenance without ever having to disassemble the gate leaf		<b>Cp</b> N733066 00004 - <b>Ci</b> 2600785 <b>FCS SX</b> Foundation box designed for fitting the SUB left-hand operator, allowing easy maintenance without ever having to disassemble the gate leaf
	<b>Cp</b> N733066 00001 - <b>Ci</b> 2610894 <b>CPS DX</b> Foundation box designed for fitting the SUB right-hand operator		<b>Cp</b> N733066 00002 - <b>Ci</b> 2610895 <b>CPS SX</b> Foundation box designed for fitting the SUB left-hand operator
	<b>Cp</b> N733092 - <b>Ci</b> 2600370 <b>CPS G</b> Weight-bearing foundation box for preparation for assembly of SUB G right and left operator		

## RECOMMENDED ACCESSORIES


	<b>Cp</b> D610256 - <b>Ci</b> 2600599 <b>CLS/82</b> Triangular release key for SUB operators l=82 mm		<b>Cp</b> N728002 - <b>Ci</b> 2600776 <b>BSC</b> Arm for installation of SUB out of the gate axis
--	--	---	---



## Hydraulic automation systems for swing gates

### RECOMMENDED ACCESSORIES

	<p><b>Cp</b> D111013 - <b>Ci</b> 2607261 <b>ME</b></p> <p>Control board for 12Vac solenoid lock for 230V automation systems</p>		<p><b>Cp</b> P111782 - <b>Ci</b> 2601411 <b>COMPACTA A20-180</b></p> <p>Pair of photocells adjustable 180° horizontally. 20 metre range. 12-33 VAC/15-35 VDC power supply.</p>
	<p><b>Cp</b> D114094 00002 - <b>Ci</b> 2607540 <b>RADIUS LED AC A RO</b></p> <p>Flashing light without incorporated antenna for motors with 230 V power supply.</p>		<p><b>Cp</b> D114093 00002 - <b>Ci</b> 2607538 <b>RADIUS LED AC A R1</b></p> <p>Flashing light with incorporated antenna for motors with 230 V power supply.</p>
	<p><b>new</b> <b>Cp</b> P123032 00001 - <b>Ci</b> 2613516 <b>EBP AC A 230V 50/60HZ</b></p> <p>230V vertical electric lock.</p>		<p><b>new</b> <b>Cp</b> P123032 00002 - <b>Ci</b> 2613517 <b>EBP AC A 120V 50/60Hz</b></p> <p>120V vertical electric lock.</p>





SUB



Hydraulic automation systems for swing gates

# EasyAXS

EASY CONNECT. EASY ACCESS.



The new connectivity solution which boosts the potential of BFT products and services to make access automations smarter and easier to use for both installers and end users.

1

## EASY TO CONNECT



**PLUG&PLAY**  
CONNECTIVITY MODULE  
FOR QUICKLY CONNECTING  
BFT SOLUTIONS



2

## EASY TO SET UP



CONFIGURATION  
AND  
MANAGEMENT OF  
THE MOTOR WITH  
THE **EasyAXS app**



3

## EASY TO CONTROL



**TaHoma app**  
TO PROVIDE CUSTOMERS  
WITH A SMART SOLUTION  
FOR ACCESSING THEIR  
HOMES





SUB



Hydraulic automation systems for swing gates

**EASY TO CONNECT**

WIFI MODULE



→ 10/15 metres

WIFI MODULE + ANTENNA



→ 20/25 metres

MOBILE MODULE + ANTENNA + SIM



→ ∞



**PLUG&PLAY  
INSTALLATION**



**ALWAYS  
CONNECTED**



**EVEN MORE  
CONNECTIVITY**



**EASY TO SET UP  
FOR INSTALLERS**



**EASY TO CONTROL  
FOR CUSTOMERS**







Hydraulic automation systems for swing gates



# U-LINK 2.0

AN UPDATED VERSION OF  
**U-LINK** TO GIVE YOU EVEN  
MORE FUNCTIONALITY



## Scalable

You can add as many devices as you want



## Intuitive

Easy to install and to use



## Functional

Settings can be controlled and firmware updated remotely using dedicated applications



## Practical

Works with or without an internet connection



## Flexible

It allows you to create groups of interconnected products

**U-Link**, the exclusive **BFT** technology platform has evolved to offer improved interaction with the latest generation of technological ecosystems. Its ability to interface with all home access automation access devices has been expanded, meaning it is now a very useful tool for installers. It is also a faster communication protocol with increased security for communicating information.

It allows you to save even more time, checking everything very easily and giving you even more peace of mind.



Hydraulic automation systems for swing gates

# U-SECURITY

## A NEW AND EVEN MORE SECURE RADIO PROTOCOL



### Secure

By transmitting data protected by a cryptographic key

**U-Security** is the new technology from **BFT** which incorporates encrypted rolling code thanks to the encryption key which masks the remote control code, meaning that it is impossible to clone a BFT remote control using another brand's model.

The functions of the **Er Ready** system are incorporated and a new procedure is also available for programming remote controls by scanning a QR CODE and using a special app. All products featuring this technology are **REPLAY**, so they can transmit the code to another BFT remote control using a combination of keys.



### Easy

Pairing a remote control with a receiver can be done easily by scanning the QR code and using the dedicated app



### Universal

The radio protocol is also compatible with the previous generation of receivers



INFORMATION REGARDING THE PROTECTION OF THE INDUSTRIAL AND INTELLECTUAL PROPERTY RIGHTS OF BFT. BFT S.p.A. protects its industrial property by depositing trademarks, patents, models and designs. The intellectual property of BFT S.p.A. is protected by copyright law. BFT S.p.A. also protects its know-how by taking measures to protect the technical and commercial information inherent in its company and products. All the products in this catalogue are ORIGINAL BFT MODELS and only BFT S.p.A. is authorised to produce them and market them anywhere in the world. All the commercial names in this catalogue are owned by BFT S.p.A., and only BFT S.p.A. is authorised to use them in relation to the corresponding merchandise category. **FALSIFIERS WILL BE PROCEEDED AGAINST IN ACCORDANCE WITH BOTH CIVIL AND CRIMINAL LAW. THESE CONDITIONS NOT ONLY GUARANTEE THE INTELLECTUAL PROPERTY RIGHTS OF BFT, BUT ALSO PROTECT CUSTOMERS BY GUARANTEEING THAT THE PRODUCTS THEY ARE PURCHASING ARE ORIGINAL BFT PRODUCTS RESULTING FROM STUDIES AND DESIGNS WITHIN THE BFT COMPANY.**