



Be ahead

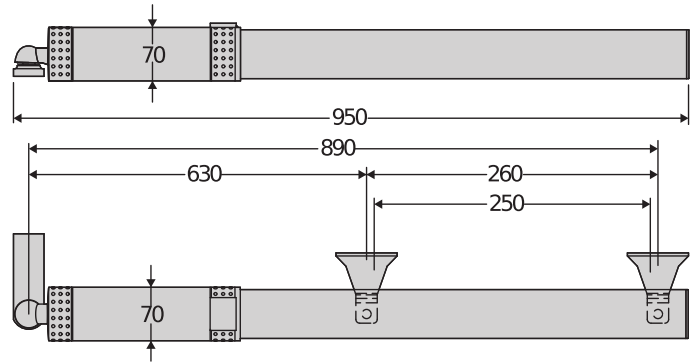


ORO





Hydraulic automation systems for swing gates



Extremely compact and sturdy hydraulic operators suitable for residential and small condominium use. Capable of automating swing gate leaves up to 2.5 metres wide and weighing up to 200 kg. Available in both reversible and irreversible versions. Maximum precision in force control guaranteed by by-pass valves.


Relevant features



All the reliability and power of hydraulics in an extremely small-size, compact unit.



In the ORO version, the brass release valve allows the gate to be opened manually in the event of a power cut, and in the ORO E version it simplifies the manual cycle.





Hydraulic automation systems for swing gates

ORO

Code	Ci	Name	Description
P935059 00001	2600862	ORO	Irreversible hydraulic operator for hinged leaves up to 1.8 m and 180 kg in weight, duty Semi intensive. Manoeuvre time 20 s. Compact size
P935058 00001	2611733	ORO E	Reversible hydraulic operator for hinged leaves up to 2.5 m and weight 200 kg, use Semi intensive. Manoeuvre time 27 s. Compact size
R935222 00002	2611902	ORO KIT	Kit for swing gates up to 1.8 m and 180 kg in weight with irreversible hydraulic operators for Semi intensive use. Cycle time 20 s. Compact size
R935210 00011	2611898	ORO KIT FRA	Kit for swing gates up to 1.8 m and 180 kg in weight with irreversible hydraulic operators for Semi intensive use. Cycle time 20 s. Compact size

RIGEL 6 220-230V 50/60HZ: Universal control panel with display for one or two 230V - 650+650W operators




CP D113833 00002 - Ci 2600589 - RIGEL 6 220-230V 50/60HZ - Recommended



- Universal control panel with display for one or two 230V - 650+650W operators
- Application: universal control panel for one or two operators
- Card power supply: 230 V single-phase
- Operators power supply: 230V single-phase
- Main features: removable terminal blocks, programming and diagnostics with display, built-in four-channel receiver, electro lock, electronic torque limiter, electronic deceleration at opening and closing, a separate limit switch inputs for each motor, traffic light management, preheating hydraulic operators, weekly timer, possibility to delete a specific remote control, customization of the 4 radio channels, personalization of the duration of the delayed output, adjustable sensitivity to the obstacle.
- Main functions: automatic re-closing, separate motor working times, stays locked when closed, water hammer, 2/3/4 step logic, partial opening, fast closing, separate opening and closing
- Compatibility: RIGEL 5 - RIGEL 4 - RIGEL 3 - RIGEL N

	ORO	ORO E
Control unit	RIGEL 6	RIGEL 6
Board power supply	230 V	230 V
Motor voltage	230 V	230 V
Power consumption	240 W	240 W
Max. width of door/gate wing	1,8 m	2,5 m
Max. weight of door/gate wing	180 kg	200 kg
Useful rod stroke	250 mm	250 mm
Maximum angle	112 °	112 °
Cycle time	20 s	27 s
Type of limit switch	work time	work time
Slowdown	no	no
Locking	Hydraulic closing	Solenoid Lock
Release	Triangle key	Reversible
Impact reaction	Hydraulic clutch	Hydraulic clutch
Frequency of use	Semi intensive	Semi intensive
Protection rating	IP55	IP55
Environmental conditions	-10 ÷ 60 °C	-10 ÷ 60 °C






Hydraulic automation systems for swing gates

VITAL ACCESSORIES

	<p>Cp D114092 00002 - Ci 2601365 ALCOR AC A Control unit with on-board receiver - no display - Standard terminal block</p>		<p>Cp D113680 00002 - Ci 2600108 ALPHA SD Universal control panel with potentiometers for one 230V/500W single-phase operator</p>
--	---	--	--

RECOMMENDED ACCESSORIES

	<p>Cp N733424 00001 - Ci 2610950 ARB ORO - LUX Adjustable front mounting bracket for ORO and LUX</p>		<p>Cp N735002 - Ci 2601324 SFR B Adjustable wall bracket, short, for linear swing-gate motors (excluding P4.5-P7)</p>
	<p>Cp N735003 - Ci 2601367 SFR-L B Adjustable wall bracket, long, for linear swing-gate motors (excluding P4.5-P7)</p>		<p>Cp N735002 00001 - Ci 2601273 SFR B - COMPLETE Adjustable wall bracket, short, for linear swing-gate motors (excluding P4.5-P7), with flat bracket</p>
	<p>Cp N735003 00001 - Ci 2601392 SFR-L B - COMPLETE Adjustable wall bracket, long, for linear swing-gate motors (excluding P4.5-P7), with flat bracket</p>		<p>Cp D730178 - Ci 2600090 PLE Anchor plate for attaching the rear mountings to masonry pillars for LUX, ORO, and PHOBOS operators.</p>
	<p>Cp D111013 - Ci 2607261 ME Control board for 12Vac solenoid lock for 230V automation systems</p>		<p>Cp D610180 - Ci 2600598 CLS Triangular release key l=52 mm</p>
	<p>Cp P111782 - Ci 2601411 COMPACTA A20-180 Pair of photocells adjustable 180° horizontally, 20 metre range, 12-33 VAC/15-35 VDC power supply.</p>		<p>new Cp P123032 00001 - Ci 2613516 EBP AC A 230V 50/60HZ 230V vertical electric lock.</p>
	<p>Cp D114093 00002 - Ci 2607538 RADIUS LED AC A R1 Flashing light with incorporated antenna for motors with 230 V power supply.</p>		<p>new Cp P123032 00002 - Ci 2613517 EBP AC A 120V 50/60Hz 120V vertical electric lock.</p>





ORO



Hydraulic automation systems for swing gates

EasyAXS

EASY CONNECT. EASY ACCESS.



The new connectivity solution which boosts the potential of BFT products and services to make access automations smarter and easier to use for both installers and end users.



EASY TO CONNECT



PLUG&PLAY
CONNECTIVITY MODULE
FOR QUICKLY CONNECTING
BFT SOLUTIONS



EASY TO SET UP



CONFIGURATION
AND
MANAGEMENT OF
THE MOTOR WITH
THE **EasyAXS app**



EASY TO CONTROL



TaHoma app
TO PROVIDE CUSTOMERS
WITH A SMART SOLUTION
FOR ACCESSING THEIR
HOMES





Hydraulic automation systems for swing gates

EASY TO CONNECT

WIFI MODULE



→ 10/15 metres

WIFI MODULE
+ ANTENNA



→ 20/25 metres

MOBILE MODULE
+ ANTENNA + SIM



→ ∞



**PLUG&PLAY
INSTALLATION**



**ALWAYS
CONNECTED**



**EVEN MORE
CONNECTIVITY**



**EASY TO SET UP
FOR INSTALLERS**



**EASY TO CONTROL
FOR CUSTOMERS**





Hydraulic automation systems for swing gates



U-LINK 2.0

AN UPDATED VERSION OF
U-LINK TO GIVE YOU EVEN
MORE FUNCTIONALITY



Scalable

You can add as many devices as you want



Intuitive

Easy to install and to use



Functional

Settings can be controlled and firmware updated remotely using dedicated applications



Practical

Works with or without an internet connection



Flexible

It allows you to create groups of interconnected products

U-Link, the exclusive **BFT** technology platform has evolved to offer improved interaction with the latest generation of technological ecosystems. Its ability to interface with all home access automation access devices has been expanded, meaning it is now a very useful tool for installers. It is also a faster communication protocol with increased security for communicating information.

It allows you to save even more time, checking everything very easily and giving you even more peace of mind.



Hydraulic automation systems for swing gates

U-SECURITY

A NEW AND EVEN MORE SECURE RADIO PROTOCOL



- **Secure**
By transmitting data protected by a cryptographic key

U-Security is the new technology from **BFT** which incorporates encrypted rolling code thanks to the encryption key which masks the remote control code, meaning that it is impossible to clone a BFT remote control using another brand's model.

The functions of the **Er Ready** system are incorporated and a new procedure is also available for programming remote controls by scanning a QR CODE and using a special app. All products featuring this technology are **REPLAY**, so they can transmit the code to another BFT remote control using a combination of keys.



- **Easy**
Pairing a remote control with a receiver can be done easily by scanning the QR code and using the dedicated app



- **Universal**
The radio protocol is also compatible with the previous generation of receivers



INFORMATION REGARDING THE PROTECTION OF THE INDUSTRIAL AND INTELLECTUAL PROPERTY RIGHTS OF BFT. BFT S.p.A. protects its industrial property by depositing trademarks, patents, models and designs. The intellectual property of BFT S.p.A. is protected by copyright law. BFT S.p.A. also protects its know-how by taking measures to protect the technical and commercial information inherent in its company and products. All the products in this catalogue are ORIGINAL BFT MODELS and only BFT S.p.A. is authorised to produce them and market them anywhere in the world. All the commercial names in this catalogue are owned by BFT S.p.A., and only BFT S.p.A. is authorised to use them in relation to the corresponding merchandise category. **FALSIFIERS WILL BE PROCEEDED AGAINST IN ACCORDANCE WITH BOTH CIVIL AND CRIMINAL LAW. THESE CONDITIONS NOT ONLY GUARANTEE THE INTELLECTUAL PROPERTY RIGHTS OF BFT, BUT ALSO PROTECT CUSTOMERS BY GUARANTEEING THAT THE PRODUCTS THEY ARE PURCHASING ARE ORIGINAL BFT PRODUCTS RESULTING FROM STUDIES AND DESIGNS WITHIN THE BFT COMPANY.**