



Be ahead



# PERSEO




## Control panels



Control panel with display for one or two 230V used on electromechanical or hydraulic parking bollards. It can deal with up to four bollards simultaneously (or two in the case of the Xpass 1200 models) and has configurable outputs and a connector for a 433 MHz radio receiver with optional 2048 code memory.

## PERSEO

Code	Ci	Name	Description
D113812 00002	2600139	PERSEO CBE 230.P SD	Control unit with built-in U-Link, receiver and heating circuit (up to -40°C) for electromechanical and hydraulic bollards. You can manage up to 4 bollards at the same time (maximum 1 XPASS 330/1200 or 2 XPASS B 275/800 EFO)
D113653 00007	2607446	PERSEO O	Control unit for Stoppy O. Can manage up to 4 bollards at the same time. Receiver not included






## Control panels



	PERSEO CBE 230.P SD	PERSEO O
<b>BASIC CHARACTERISTICS</b>		
Maximum output	350 W	350 W
Board power supply	220-230 V	N/A V
Max. n. transmitters	2048	NO
Programming	Display	DIP+TRIMMER
Power supply accessories	24V - 1A	24V - 1A
<b>CONFIGURATION OF SAFETY INPUTS</b>		
Light sensor	●	●
Stop	●	●
<b>CONFIGURATION OF CONTROL INPUTS</b>		
Start	●	●
Open	●	●
Close	●	●
Configurable input	●	
<b>OUTPUTS</b>		
Blinker	24V - 0,5A	230V - 5A
Configurable AUX 1	24V - 0,5A	
Configurable AUX 2		
Configurable AUX 3		
Solenoid Lock		
Alarm		
Courtesy Light		
<b>OUTPUTS CONFIGURATION</b>		
Gate open warning light		
Courtesy light		
Gate open alarm		
Electric magnetic lock		
Maintenance	●	
Flashing + Maintenance		
Tamper-proof		
Gate status		
Bistable radio channel		
Time delay radio channel		
Photocell response	●	
Obstacle detection (hydraulic only)	●	
Encoder response		
PDM contact activated	●	
Bar closed		
Bar open		
Stop contact activated	●	
Pre-flashing	●	
Bar lock		
Open contact activated	●	
Close contact activated	●	
Start contact activated	●	
FRAC contact		
UPS contact	●	
Contact according to radio channel	●	
bollard raised	●	
bollard lowered	●	
Black out	●	
Buzzer	●	
ECD pressure switch not functioning	●	
FCC sensor not functioning	●	
Alarm		●
Zone light		



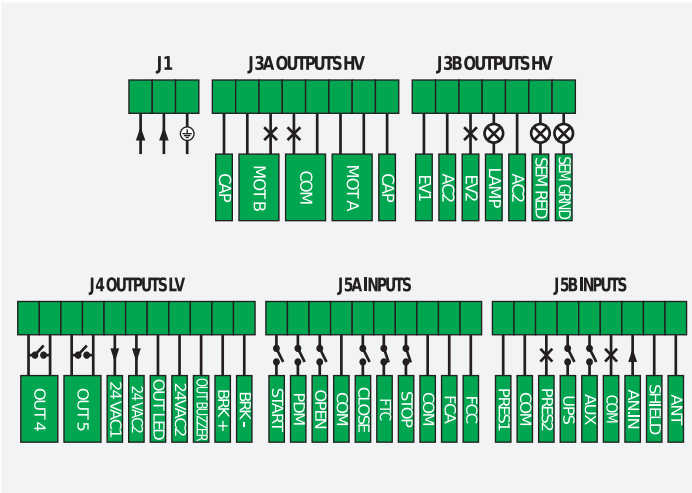
## Control panels



	PERSEO CBE 230.P SD	PERSEO O
Blinker		
Stairs light		
Electric release lock		

## Connecting diagram

D113812 00002 - PERSEO CBE 230.P SD





INFORMATION REGARDING THE PROTECTION OF THE INDUSTRIAL AND INTELLECTUAL PROPERTY RIGHTS OF BFT. BFT S.p.A. protects its industrial property by depositing trademarks, patents, models and designs. The intellectual property of BFT S.p.A. is protected by copyright law. BFT S.p.A. also protects its know-how by taking measures to protect the technical and commercial information inherent in its company and products. All the products in this catalogue are ORIGINAL BFT MODELS and only BFT S.p.A. is authorised to produce them and market them anywhere in the world. All the commercial names in this catalogue are owned by BFT S.p.A., and only BFT S.p.A. is authorised to use them in relation to the corresponding merchandise category. **FALSIFIERS WILL BE PROCEEDED AGAINST IN ACCORDANCE WITH BOTH CIVIL AND CRIMINAL LAW. THESE CONDITIONS NOT ONLY GUARANTEE THE INTELLECTUAL PROPERTY RIGHTS OF BFT, BUT ALSO PROTECT CUSTOMERS BY GUARANTEEING THAT THE PRODUCTS THEY ARE PURCHASING ARE ORIGINAL BFT PRODUCTS RESULTING FROM STUDIES AND DESIGNS WITHIN THE BFT COMPANY.**