



Be ahead



# THALIA



## Control panels




Control panel with display for one or two 24V electromechanical operators used on 230V/500W swing gates (Power version). The dual-channel radio receiver is incorporated. It has a crush-proof system based on D-Track technology, controls the slowing down when opening and closing and has an electronic self-learning function. The main functions include automatic closing, fast closing, partial opening and hold-to-run operation.

### Relevant features

The terminal boards are coloured and can be removed to make it easier to perform the wiring.

## THALIA


Code	Ci	Name		Description	
D113747 00001	2607487	THALIA P 120V		THALIA LEB - 12x14 LARGE ENCLOSURE WITH 9AMP/H BATTERIES	U-Link
D113747 00002	2600583	THALIA P		Control panel for one or two 24V electromechanical and hydraulic operators for swing gates with electric lock management, for highly complex systems	U-Link
D113745 00002	2600477	THALIA		Control panel with display for one or two 24V electromechanical operators for swing gates	U-Link
D113745 00001	2607483	THALIA 120V		Control panel with display for one or two 24V electromechanical operators for swing gates	U-Link
I300211 10001	2613928	THALIA		Thalia control panel for one or two 24 V electromechanical operators for swing gates	U-Link



## Control panels



	THALIA P 120V	THALIA P	THALIA	THALIA 120V
<b>BASIC CHARACTERISTICS</b>				
Maximum output	240+240 W	240+240 W	180+180 W	180+180 W
Board power supply	110-120 V	220-230 V	220-230 V	110-120 V
Max. n. transmitters	63	63	63	63
Programming	Display	Display	Display	Display
Power supply accessories	24V - 1A	24V - 1A	24V - 1A	24V - 1A
<b>CONFIGURATION OF SAFETY INPUTS</b>				
Light sensor	●	●	●	●
Safety edge	●	●	●	●
Resistive edge	●	●	●	●
Tested photocell	●	●	●	●
Tested safety edge	●	●	●	●
Stop	●	●	●	●
<b>CONFIGURATION OF CONTROL INPUTS</b>				
Start	●	●	●	●
Traffic light control	●	●	●	●
Open	●	●	●	●
Close	●	●	●	●
Pedestrian open	●	●	●	●
Open with timer	●	●	●	●
Pedestrian open with timer	●	●	●	●
<b>OUTPUTS</b>				
Blinker	24V - 1A	24V - 1A	24V - 1A	24V - 1A
Configurable AUX 1	230 - 5A	230 - 5A		
Configurable AUX 2	230 - 5A	230 - 5A		
Configurable AUX 3	24V - 1A	24V - 1A	24V - 1A	24V - 1A
Solenoid Lock	12/24V	12/24V		
<b>OUTPUTS CONFIGURATION</b>				
Courtesy light	●	●	●	●
Zone light	●	●	●	●
Stairs light	●	●	●	●
Gate open alarm	●	●	●	●
Blinker	●	●	●	●
Electric release lock	●	●	●	●
Electric magnetic lock	●	●	●	●
Maintenance	●	●	●	●
Flashing + Maintenance	●	●	●	●
Gate open warning light	●	●	●	●

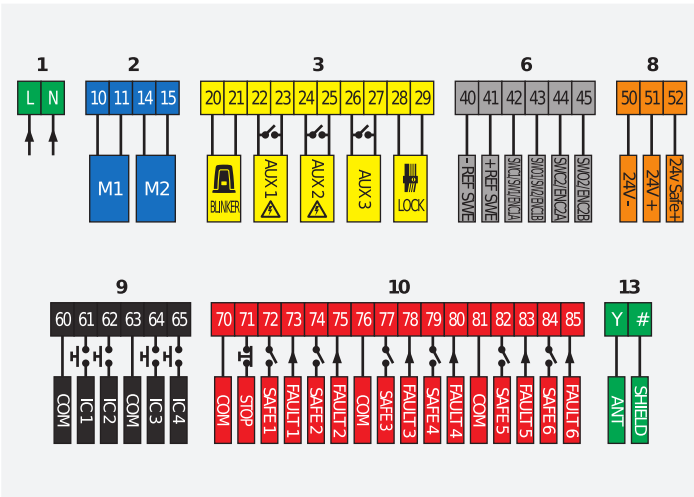


## Control panels


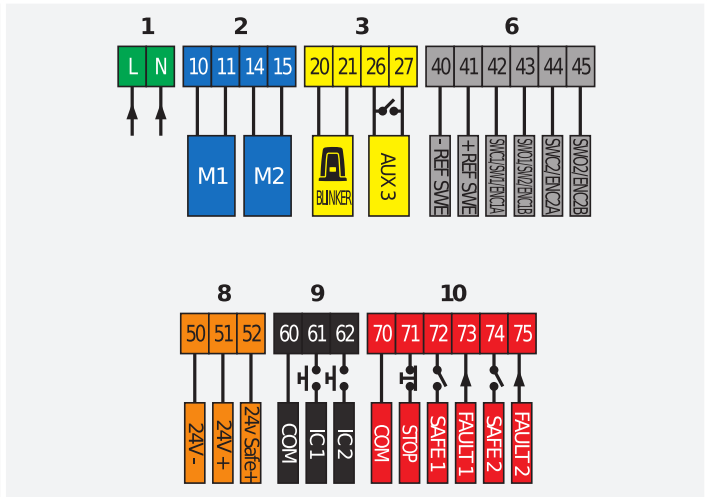


## Connecting diagram

D113747 00002 - THALIA P



D113745 00002 - THALIA





INFORMATION REGARDING THE PROTECTION OF THE INDUSTRIAL AND INTELLECTUAL PROPERTY RIGHTS OF BFT. BFT S.p.A. protects its industrial property by depositing trademarks, patents, models and designs. The intellectual property of BFT S.p.A. is protected by copyright law. BFT S.p.A. also protects its know-how by taking measures to protect the technical and commercial information inherent in its company and products. All the products in this catalogue are ORIGINAL BFT MODELS and only BFT S.p.A. is authorised to produce them and market them anywhere in the world. All the commercial names in this catalogue are owned by BFT S.p.A., and only BFT S.p.A. is authorised to use them in relation to the corresponding merchandise category. **FALSIFIERS WILL BE PROCEEDED AGAINST IN ACCORDANCE WITH BOTH CIVIL AND CRIMINAL LAW. THESE CONDITIONS NOT ONLY GUARANTEE THE INTELLECTUAL PROPERTY RIGHTS OF BFT, BUT ALSO PROTECT CUSTOMERS BY GUARANTEEING THAT THE PRODUCTS THEY ARE PURCHASING ARE ORIGINAL BFT PRODUCTS RESULTING FROM STUDIES AND DESIGNS WITHIN THE BFT COMPANY.**