




Be ahead



BOTTICELLI SMART BT A





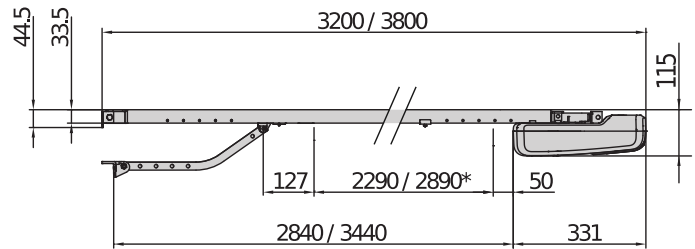

BOTTICELLI SMART BT A



Automation systems for garage doors



Empowered by
U-LINK



* corsa utile / usable travel / course utile / nutzhub / carrera útil / werkslag

Electromechanical operators for intensive/very intensive use, designed for the automation of sectional garage doors. Features a very compact design, suitable for installation in any situation, thanks to the wide range of chain rails available in various lengths. The control unit and limit switch with encoder with mechanical stop are incorporated in the operator and rail respectively. The intensity of use makes them suitable for any type of installation, both residential and municipal. The quick Set-Up function from the ground makes installation fast and easy. The high opening speed minimises waiting times and maximises comfort for the end user. The exclusive anti-intruder function (SMART models) secures the garage from unwanted accesses. The new GREEN models are environmentally friendly, drastically reduce emissions and energy requirements, thanks to a consumption on standby lower than 1W and the total use of recyclable material.

Relevant features



Fast and powerful motors: fast opening to minimise waiting times and intensive use of the automation for all types of application



Improved fast mechanical installation: by even just one person thanks to the new rapid Autoset procedure.



Encoder and exclusive D-Track force management system: for safe installation in all conditions.



BOTTICELLI SMART BT A




Automation systems for garage doors



Relevant features



Integrated burglar alarm: models with a full-display control unit offer the unique burglar alarm function; the circuit board can become the control unit of a wired burglar alarm system.





Automation systems for garage doors



BOTTICELLI SMART BT A

Code	Ci	Name	Description	
P915211 00002	2601281	BOTTICELLI BT A 650	24 V operator for sectional garage doors with tractive force 60 kg and intensive use. Max door surface area 10 m ² . Opening speed 210 mm/sec. D-Track	
P915211 00005	2611543	BOTTICELLI BT A650 VERDE	24 V operator for sectional garage doors with tractive force 60 kg and intensive use. Max door surface area 10 m ² . Opening speed 210 mm/sec. Consumption on standby: lower than 1W. D-Track	
P915212 00002	2601282	BOTTICELLI SMART BT A 850	24 V operator for sectional garage doors with tractive force 80 kg and intensive use. Max door surface area 13 m ² . Opening speed 210 mm/sec. D-Track Exclusive anti-intruder function.	
P915212 00001	2614521	BOTTICELLI SMART BT A850 120V	120 V operator for sectional garage doors with tractive force 80 kg and intensive use. Max door surface area 13 m ² . Opening speed 210 mm/sec. D-Track Exclusive anti-intruder function.	
P915212 00005	2611545	BOTTICELLI SMART BT A850 VERDE	24 V operator for sectional garage doors with tractive force 80 kg and intensive use. Max door surface area 13 m ² . Opening speed 210 mm/sec. Consumption on standby: lower than 1W. D-Track Exclusive anti-intruder function.	
P915213 00002	2601283	BOTTICELLI SMART BT A 1250	24 V operator for sectional garage doors with tractive force 120 kg and very intensive use. Max door surface area 16 m ² . Opening speed 190 mm/sec. D-Track Exclusive anti-intruder function.	
P915213 00006	2611548	BOTTICELLI SMART BT A1250 VERDE	24 V operator for sectional garage doors with tractive force 120 kg and very intensive use. Max door surface area 16 m ² . Opening speed 190 mm/sec. Consumption on standby: lower than 1W. D-Track Exclusive anti-intruder function.	

VENERE-BT-A-ETD 650: Control unit with electronic trimmer-dip switch for 1 x 24 V operator for garage doors

VENERE-BT-A-ETD 650 - **Cp** I700078 10001 - **Ci** 2610734 - Built-in - (Spare part code, available for order through the Technical Support network)



- Control unit with electronic trimmer-dip switch for 1 x 24 V operator for garage doors
- Board power supply: 230V single-phase
- Power supply to motor and accessories: 24 V
- Main features: integrated two-channel receiver, D-Track anti-crushing system, soft opening and closing
- Main functions: automatic re-closing, automatic torque control
- Programming with electronic trimmer-dip switch (shown on display)

VENERE-BT-A-DIS 850: Control unit with display for 1 x 24 V operator for garage doors



VENERE-BT-A-DIS 850 - **Cp** I700080 10001 - **Ci** 2610735 - Built-in - (Spare part code, available for order through the Technical Support network)



- Control unit with display for 1 x 24 V operator for garage doors
- Panel power supply: 230 V, single-phase
- Power supply to motor and accessories: 24 V
- Main features: built-in four-channel receiver, D-Track anti-crushing system, soft opening and closing
- Main functions: automatic re-closing, automatic torque control
- Programming with display
- U-Link protocol
- Exclusive anti-intruder function.

VENERE-BT-A-DIS 1250: Control unit with display for 1 x 24 V operator for garage doors



VENERE-BT-A-DIS 1250 - **Cp** I700085 10001 - **Ci** 2610738 - Built-in - (Spare part code, available for order through the Technical Support network)



- Control unit with display for 1 x 24 V operator for garage doors
- Panel power supply: 230 V, single-phase
- Power supply to motor and accessories: 24 V
- Main features: built-in four-channel receiver, D-Track anti-crushing system, soft opening and closing
- Main functions: automatic re-closing, automatic torque control
- Programming with display
- U-Link protocol
- Exclusive anti-intruder function.



BOTTICELLI SMART BT A




Automation systems for garage doors



	BOTTICELLI BT A 650	BOTTICELLI BT A650 VERDE	BOTTICELLI SMART BT A 850	BOTTICELLI SMART BT A850 120V
Control unit	VENERE BT A ETD	VENERE BT A ETD	VENERE BT A DIS	VENERE BT A DIS
Nominal voltage	24 V	24 V	24 V	120 V
Power consumption	200 W	200 W	200 W	200 W
Consumption on standby	6,7 W	< 1 W	6,7 W	6,7 W
Tractive force and thrust	650 N	650 N	850 N	850 N
Number of daily movements at 60°	50	50	50	50
Door surface area	10 m ²	10 m ²	13 m ²	13 m ²
Max opening speed (chain rail)	210 mm/sec	210 mm/sec	210 mm/sec	210 mm/sec
Max opening speed (belt rail)	240 mm/sec	240 mm/sec	240 mm/sec	240 mm/sec
Type of limit switch	Encoder + mechanical stop for opening	Encoder + mechanical stop for opening	Encoder + mechanical stop for opening	Encoder + mechanical stop for opening
Slowdown	Yes	Yes	Yes	Yes
Locking	Mechanical	Mechanical	Mechanical	Mechanical
Release	Steel cord or cable	Steel cord or cable	Steel cord or cable	Steel cord or cable
Impact reaction	D-Track	D-Track	D-Track	D-Track
Protection rating	IP20	IP20	IP20	IP20
Environmental conditions	-20 ÷ 60 °C	-20 ÷ 60 °C	-20 ÷ 60 °C	-20 ÷ 60 °C

	BOTTICELLI SMART BT A850 VERDE	BOTTICELLI SMART BT A 1250	BOTTICELLI SMART BT A1250 VERDE
Control unit	VENERE BT A DIS	VENERE BT A DIS	VENERE BT A DIS
Nominal voltage	24 V	24 V	24 V
Power consumption	200 W	236 W	236 W
Consumption on standby	< 1 W	8,5 W	< 1 W
Tractive force and thrust	850 N	1250 N	1250 N
Number of daily movements at 60°	50	100	100
Door surface area	13 m ²	16 m ²	16 m ²
Max opening speed (chain rail)	210 mm/sec	190 mm/sec	190 mm/sec
Max opening speed (belt rail)	240 mm/sec	N/A mm/sec	N/A mm/sec
Type of limit switch	Encoder + mechanical stop for opening	Encoder + mechanical stop for opening	Encoder + mechanical stop for opening
Slowdown	Yes	Yes	Yes
Locking	Mechanical	Mechanical	Mechanical
Release	Steel cord or cable	Steel cord or cable	Steel cord or cable
Impact reaction	D-Track	D-Track	D-Track
Protection rating	IP20	IP20	IP20
Environmental conditions	-20 ÷ 60 °C	-20 ÷ 60 °C	-20 ÷ 60 °C












Automation systems for garage doors




VITAL ACCESSORIES

	Cp P115036 00001 - Ci 2601284 BIN 650-850 CATENA 2900 Chain rail for Botticelli BT A 650-850 compatible with Botticelli 600-800, length 2900 mm, effective travel 2400 mm		Cp P115036 00002 - Ci 2601286 BIN 650-850 CATENA 3500 Chain rail for Botticelli BT A 650-850 compatible with Botticelli 600-800, length 3500 mm, effective travel 3000 mm
	Cp P115036 00004 - Ci 2601285 BIN 650-850 CATENA 2X1450 Chain rail divided into two halves for Botticelli BT A 650-850 compatible with Botticelli 600-800, length 2900 mm, travel 2400 mm		Cp P115036 00005 - Ci 2601287 BIN 650-850 CATENA 2X1750 Chain rail divided into two halves for Botticelli BT A 650-850 compatible with Botticelli 600-800, length 3500 mm, travel 3000 mm
	Cp P115037 00001 - Ci 2601288 BIN 650-850 CINGHIA 2900 Belt rail for Botticelli BT A 650-850 compatible with Botticelli 600-800, length 2900 mm, effective travel 2400 mm		Cp P115037 00002 - Ci 2601290 BIN 650-850 CINGHIA 3500 Belt rail for Botticelli BT A 650-850 compatible with Botticelli 600-800, length 3500 mm, effective travel 3000 mm
	Cp P115037 00003 - Ci 2601289 BIN 650-850 CINGHIA 2X1450 Belt rail divided into two halves for Botticelli BT A 650-850 compatible with Botticelli 600-800, length 2900 mm, travel 2400 mm		Cp P115037 00004 - Ci 2601291 BIN 650-850 CINGHIA 2X1750 Belt rail divided into two halves for Botticelli BT A 650-850 compatible with Botticelli 600-800, length 3500 mm, travel 3000 mm
	Cp P115035 00001 - Ci 2601292 BIN 1250-2900 CATENA Chain rail for Botticelli Smart BT A 1250 compatible with EOS 120, length 2900 mm, effective travel 2400 mm		Cp P115035 00002 - Ci 2601294 BIN 1250-3500 CATENA Chain rail for Botticelli Smart BT A 1250 compatible with EOS 120, length 3500 mm, effective travel 3000 mm
	Cp P115035 00003 - Ci 2601293 BIN 1250 2x1450 CATENA Chain rail divided into two halves for Botticelli Smart BT A 1250 compatible with EOS 120, length 2900 mm, travel 2400 mm		Cp P115035 00004 - Ci 2601295 BIN 1250 2x1750 CATENA Chain rail divided into two halves for Botticelli Smart BT A 1250 compatible with EOS 120, length 3500 mm, travel 3000 mm

RECOMMENDED ACCESSORIES

	Cp N733391 - Ci 2600788 PBE Complete kit for extending the useful travel of the BOTTICELLI and EOS 120 chain rails by 1 m.		Cp N999060 00001 - Ci 2601296 APT S Assembly for fitting BOTTICELLI BT A to the ceiling
	Cp N999060 - Ci 2611068 APT Assembly for fitting BOTTICELLI, EOS 120 at over 30 cm from the ceiling		Cp N999370 - Ci 2611102 TA BIN Vibration damper plugs for EOS120 and BOTTICELLI, (pack of 4 plugs)
	Cp P115005 - Ci 2600817 SM1 External manual release for overhead garage door (1 operator)		Cp N733069 - Ci 2600786 SET/S External release for insulated sectional and overhead doors of thickness up to 50 mm.
	Cp P115003 - Ci 2611376 ST Automatic bolt release for sectional doors		Cp P115029 - Ci 2611390 BRTS Triangular slide arm for overhead doors For BOTTICELLI SMART BT A 850-1250, BOTTICELLI B CRC 480, EOS 120, BOTTICELLI 800 U and EOS 120 U operators.
	Cp P125005 - Ci 2600078 BT BAT Back-up battery kit for HYDRA N, ARGO, VENERE BT A DIS		Cp D114093 00003 - Ci 2607539 RADIUS LED BT A R1 Flashing light with incorporated antenna for motors with 24 V power supply.





BOTTICELLI SMART BT A




Automation systems for garage doors



RECOMMENDED ACCESSORIES

	<p>Cp D114094 00003 - Ci 2607541 RADIUS LED BT A RO</p> <p>Flashing light without incorporated antenna for motors with 24 V power supply.</p>		<p>Cp D114168 00003 - Ci 2607544 RADIUS LED BT A R1 W</p> <p>Flashing light with incorporated antenna for motors with 24 V power supply. White flashing light.</p>
	<p>Cp P111782 - Ci 2601411 COMPACTA A20-180</p> <p>Pair of photocells adjustable 180° horizontally. 20 metre range. 12-33 VAC/15-35 VDC power supply.</p>		<p>Cp P125047 - Ci 2611436 BT BAT 3</p> <p>Built-in penlight battery for Botticelli BT A for emergency operation. Enables 2 movements to be made. Max. duration 12 hours in standby mode in the event of a prolonged power cut.</p>
	<p>Cp P115038 - Ci 2611392 SAB BOTTICELLI BT A 1250</p> <p>Adaptor bracket for Botticelli Smart 1250 applications on EOS 120/1200 U tracks.</p>		





Automation systems for garage doors



Empowered by
U-LINK

EasyAXS

EASY CONNECT. EASY ACCESS.



The new connectivity solution which boosts the potential of BFT products and services to make access automations smarter and easier to use for both installers and end users.

1



EASY TO CONNECT



PLUG&PLAY
CONNECTIVITY MODULE
FOR QUICKLY CONNECTING
BFT SOLUTIONS



2

EASY TO SET UP



CONFIGURATION
AND
MANAGEMENT OF
THE MOTOR WITH
THE **EasyAXS app**

3

EASY TO CONTROL



TaHoma app
TO PROVIDE CUSTOMERS
WITH A SMART SOLUTION
FOR ACCESSING THEIR
HOMES





Automation systems for garage doors



EASY TO CONNECT

WIFI MODULE



→ 10/15 metres

WIFI MODULE
+ ANTENNA



→ 20/25 metres

MOBILE MODULE
+ ANTENNA + SIM



→ ∞



**PLUG&PLAY
INSTALLATION**



**ALWAYS
CONNECTED**



**EVEN MORE
CONNECTIVITY**



**EASY TO SET UP
FOR INSTALLERS**



**EASY TO CONTROL
FOR CUSTOMERS**





Automation systems for garage doors



Empowered by
U-LINK



U-LINK 2.0

AN UPDATED VERSION OF
U-LINK TO GIVE YOU EVEN
MORE FUNCTIONALITY



Scalable

You can add as many devices as you want



Intuitive

Easy to install and to use



Functional

Settings can be controlled and firmware updated remotely using dedicated applications



Practical

Works with or without an internet connection



Flexible

It allows you to create groups of interconnected products

U-Link, the exclusive **BFT** technology platform has evolved to offer improved interaction with the latest generation of technological ecosystems. Its ability to interface with all home access automation access devices has been expanded, meaning it is now a very useful tool for installers. It is also a faster communication protocol with increased security for communicating information.

It allows you to save even more time, checking everything very easily and giving you even more peace of mind.



Automation systems for garage doors



Empowered by
U-LINK

U-SECURITY

A NEW AND EVEN MORE SECURE RADIO PROTOCOL



→ **Secure**

By transmitting data protected by a cryptographic key

U-Security is the new technology from **BFT** which incorporates encrypted rolling code thanks to the encryption key which masks the remote control code, meaning that it is impossible to clone a BFT remote control using another brand's model.

The functions of the **Er Ready** system are incorporated and a new procedure is also available for programming remote controls by scanning a QR CODE and using a special app. All products featuring this technology are **REPLAY**, so they can transmit the code to another BFT remote control using a combination of keys.



→ **Easy**

Pairing a remote control with a receiver can be done easily by scanning the QR code and using the dedicated app



→ **Universal**

The radio protocol is also compatible with the previous generation of receivers



INFORMATION REGARDING THE PROTECTION OF THE INDUSTRIAL AND INTELLECTUAL PROPERTY RIGHTS OF BFT. BFT S.p.A. protects its industrial property by depositing trademarks, patents, models and designs. The intellectual property of BFT S.p.A. is protected by copyright law. BFT S.p.A. also protects its know-how by taking measures to protect the technical and commercial information inherent in its company and products. All the products in this catalogue are ORIGINAL BFT MODELS and only BFT S.p.A. is authorised to produce them and market them anywhere in the world. All the commercial names in this catalogue are owned by BFT S.p.A., and only BFT S.p.A. is authorised to use them in relation to the corresponding merchandise category. **FALSIFIERS WILL BE PROCEEDED AGAINST IN ACCORDANCE WITH BOTH CIVIL AND CRIMINAL LAW. THESE CONDITIONS NOT ONLY GUARANTEE THE INTELLECTUAL PROPERTY RIGHTS OF BFT, BUT ALSO PROTECT CUSTOMERS BY GUARANTEEING THAT THE PRODUCTS THEY ARE PURCHASING ARE ORIGINAL BFT PRODUCTS RESULTING FROM STUDIES AND DESIGNS WITHIN THE BFT COMPANY.**