



# E5 BT A

Articulated arm operator for swing gates



Be ahead



The 24 V electromechanical non locking articulated arm operator is suitable for residential sites, featuring two versions for pedestrian (E5 BT A12) and vehicle gates (E5 BT A18).

Ideal for installations with limited space available, it requires a pillar or post with a minimum width of 80 mm and, thanks to the choice of an articulated arm or a slide arm, it can also be installed against perimeter walls.

In pedestrian installations, the ability to configure the speed based on the weight and size of the gate allows for low power operation, as per the requirements of standard EN 16005 (reference manual for the THALIA control unit).

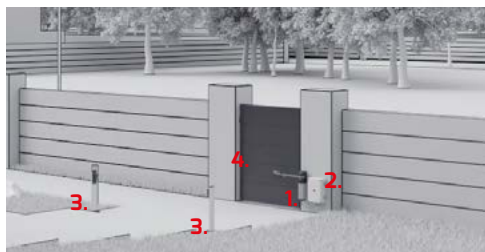
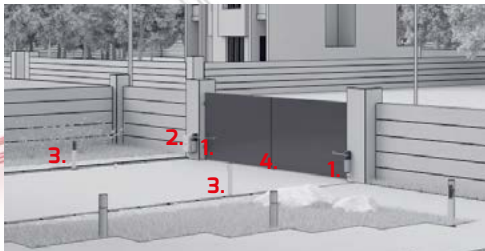
#### Example of installation on a vehicle gate:

1. Operator **E5 BT A18** for vehicle gates with articulated arm (can also be installed with slide arm).
2. Thalia control unit
3. Pair of internal photocells
4. Vertical electric lock

Requires a pair of external photocells with flashing light (THEA) or pair of photocells + flashing light

#### Example installation on a pedestrian gate:

1. Operator **E5 BT A12** for pedestrian gates with articulated arm (can also be installed with slide arm).
2. Thalia control unit
3. Pair of internal photocells for automatic gate opening
4. Horizontal electric lock



## 7 PLUSES of the product

1

### Encoder

in any situation, it recognises the position of the gate, ensuring complete control of movement at any moment.

2

### U-Link

thanks to the THALIA control unit the E5 BT A operator can be controlled remotely using mobile devices, as well as being integrated into the building's automation system.

3

### D-Track

The smart torque management system which constantly updates the level of thrust of the gate, ensuring safety of movement regardless of weather conditions, the temperature and the degree of wear of the device.

4

### Speed

the E5 BT A18 model for vehicle gates opens in 14 seconds and the E5 BT A12 model for pedestrian gates opens in 6.5 seconds (90° movement including slowdown).

5

### Push & Go

The exclusive function for pedestrian gates that allows the gate to be opened with a gentle push - only available for E5 BT A12.

6

### Automatic Closing

Automatic closing, E5 BT A increases the security of the building from the risk of intrusion, both for the vehicle and the pedestrian versions.

7

### Ease of Installation

Improved ease of installation thanks to the fixing bracket for connecting the operator to the pillar. Removable terminal blocks with BFT colour coding in the Thalia control unit, quick and easy operator programming procedure.

# E5 BT A

## 4 reasons to automate a pedestrian gate

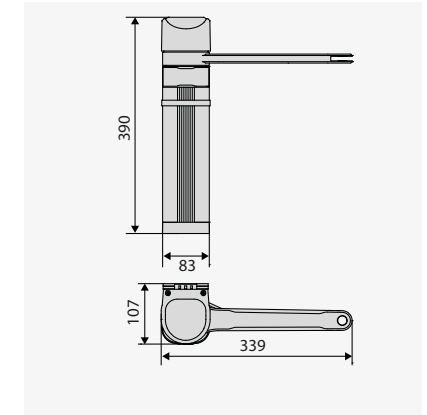
- To allow direct access to the gate to **AUTHORISED PERSONNEL ONLY** using a code, a key or a device such as a remote control or a smartphone.
- For **COURTESY** to visitors or to **FACILITATE access** for anyone who needs to enter (for example, for hand delivery of goods).
- To integrate the pedestrian gate into the building's **HOME AUTOMATION** system.
- To be **CERTAIN** that the **GATE IS CLOSED**, preventing it from being left accidentally open.



## Technical specifications



DIMENSIONS (mm)



	E5 BT A12	E5 BT A18
Type of Installation	Pedestrian Gates	Vehicle Gates
Control unit	THALIA	THALIA
Panel power supply	230 V	230 V
Motor voltage	24 V	24 V
Power consumption	40 W	40 W
max. width of gate panel	1.2	1.8
max. weight	80kg	100kg
Maximum angle with articulated arm	130°	130°
Maximum angle with slide arm	130°	130°
Motor maximum rpm	1,600	2,500
Operation time	4.5 - 6.5 seconds	14s
Type of limit switch	Absolute Encoder	Absolute Encoder
Locking	reversible operator	reversible operator
Unlocking	electric lock unlocking with key	electric lock unlocking with key
Impact reaction	Multi-disc mechanical clutch	Multi-disc mechanical clutch
Max. no. operations	100/hour	20/hour
Protection rating	IP44	IP44
Environmental conditions	-20 ÷ 55°C	-20 ÷ 55°C

Articulated arm or slide arm not included with the operator, to be purchased separately.

## RECOMMENDED ACCESSORIES



D113745 00002 - **THALIA**

Thalia control unit with display in panel. For one or two 24 V operators for swing gates



D113747 00002 - **THALIA P**

Thalia P control unit in panel. For one or two 24 V operators for electromechanical swing gates with electronic lock, for highly complex systems



N734921 - **LBA**

LBA articulated arm E5 BT A 2<sup>nd</sup> part.



N735058 - **LS 18**

Lever for slide arm E5 BT A18 VEHICLE



N735057 - **LS12**

Lever for slide arm E5 BT A12 PEDESTRIAN



P125020 - **BBT BAT**

Emergency battery pack for THALIA and THALIA P and Vega built-in



P111782 - **COMPACTA**

Pair of photocells adjustable 180° horizontally. 20 metre range. 12-33 V AC/15-35 V DC power supply.



P111528 - **THEA A15.0 PF**

Pair of flashing lights which can be adjusted and synchronised, 24 V AC/DC



D114168 00003 - **RADIUS LED BT A R1 W**

Flashing light with built-in antenna for 24 V motors. White flashing light.



D114093 00003 - **RADIUS LED BT A R1**

Flashing light with built-in antenna for 24 V motors

## What is U-Link?

### The technology that gives you more power

U-Link, Universal Link, is an exclusive BFT platform that can be used to create high-tech ecosystems.

In the field of Home Access Automation, it can be used to communicate with all brands of home access automation devices.

This saves you time and allows you to control everything easily and stress-free.

### It is intuitive

Easy to install and to use

### It is scalable

You can add as many devices as you want

### It is flexible

It allows you to create groups of interconnected products

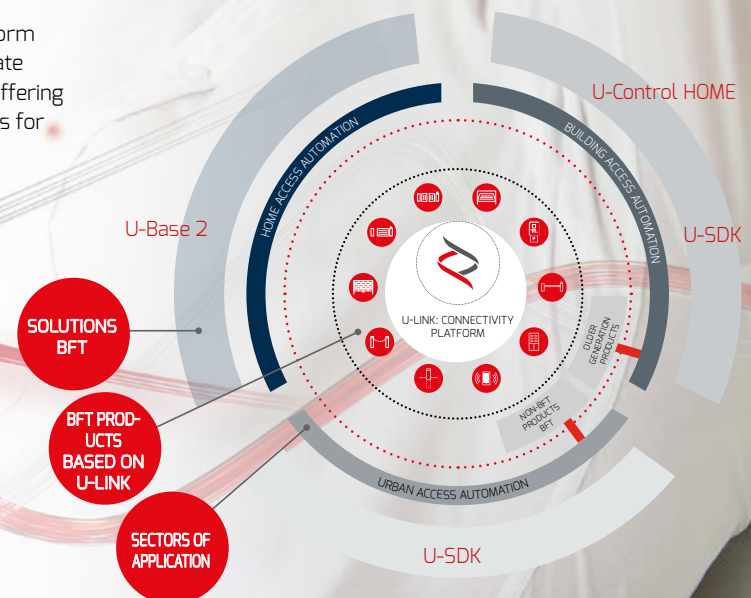
### It is practical

Works with or without an internet connection

### It is functional

It can be configured remotely using dedicated applications

A world-exclusive platform that can be used to create high-tech ecosystems offering a vast range of solutions for many different sectors.



The contents of this catalogue (images, technical descriptions, illustrations) are the sole property of BFT SpA. Its reproduction, in any form or format, is strictly forbidden. All rights reserved, copyright 2016. The information contained in this publication is to be considered indicative. BFT reserves the right to make changes without giving any prior notice. Cover Designed by Freepik



**Bft SpA**

Via Lago di Vico, 44  
36015 Schio (Vicenza), Italy

[www.bft-automation.com](http://www.bft-automation.com)



Be ahead