



# TECHNICAL CATALOGUE

## AUTOMATION SYSTEMS FOR SLIDING AND TELESCOPIC DOORS


**Bft**

**Bft**

**Bft**

Be ahead

document	catalogue	INFORMATION REGARDING THE PROTECTION OF THE INDUSTRIAL AND INTELLECTUAL PROPERTY RIGHTS OF BFT. BFT S.p.A. protects its industrial property by depositing trademarks, patents, models and designs. The intellectual property of BFT S.p.A. is protected by copyright law. BFT S.p.A. also protects its know-how by taking measures to protect the technical and commercial information inherent in its company and products. All the products in this catalogue are ORIGINAL BFT MODELS and only BFT S.p.A is authorised to produce them and market them anywhere in the world. All the commercial names in this catalogue are owned by BFT S.p.A., and only BFT S.p.A. is authorised to use them in relation to the corresponding merchandise category. FALSIFIERS WILL BE PROCEEDED AGAINST IN ACCORDANCE WITH BOTH CIVIL AND CRIMINAL LAW. THESE CONDITIONS NOT ONLY GUARANTEE THE INTELLECTUAL PROPERTY RIGHTS OF BFT, BUT ALSO PROTECT CUSTOMERS BY GUARANTEEING THAT THE PRODUCTS THEY ARE PURCHASING ARE ORIGINAL BFT PRODUCTS RESULTING FROM STUDIES AND DESIGNS WITHIN THE BFT COMPANY.
reference	D833341 0AK03	
rev	02	
year	2021/2022	
country	international	
language	english	



# CONTENTS

AUTOMATION SYSTEMS FOR SLIDING AND TELESCOPIC DOORS.....	2
VISTA SLK SMART	
VISTA SL A200 SMART	
VISTA TL	
AUTOMATION SYSTEMS FOR SLIDING DOORS FOR EMERGENCY EXITS.....	3
VISTA EMERGENCY	
Overview of the main features of the automation systems.....	4
ARIA EVO control unit.....	4
Functions of the automation system .....	5
Draught lobbies.....	5
Sliding automation systems	
VISTA SLK SMART RANGE.....	6
VISTA SL A200 SMART.....	16
Telescopic sliding automation systems	
VISTA TL .....	24
Automation systems for emergency exits	
VISTA EMERGENCY .....	32
ACCESSORIES .....	38
COMMON ACCESSORIES.....	38
LEAF ACCESSORIES.....	49
CLAMPS FOR FRAMELESS GLASS LEAVES.....	40
SENSORS RANGE .....	42
SASA ANTI-PANIC SYSTEM .....	43
SECURITY FEATURES .....	44
BFT, TECHNOLOGIES, INSTRUMENTS, PROTOCOLS.....	45



# Sliding and telescopic automatic doors

Bft automation systems for pedestrian sliding doors meet several use requirements, allowing to actuate huge, heavy leaves. The technical solutions and the materials used for all the components of the range ensure perfect smoothness and high reliability over time.

The wide selection of accessories allows the customization of the door according to the application needs and enables a safe, user-friendly actuation.

VISTA SLK SMART is the new range of compact automation systems for leaves weighing up to 150 kg. Tested with 2 million cycles.

VISTA SL A200 is an extremely sturdy, reliable automation system, allowing to actuate leaves weighing up to 200 kg with maximum comfort and safety.

The automation system for telescopic sliding doors VISTA TL is the ideal solution for installations in small openings where a traditional automatic door cannot slide laterally.

All BFT sliding door systems comply with the standard EN16005 to ensure maximum safety for the door user, in any context it is installed.

## Application range

- Public buildings
- Corporate buildings and car showrooms
- Shopping centres and shops
- Healthcare and nursing sector (hospitals, pharmacies, Local Health Authorities)
- Food and hospitality sector
- Banks and education centres (schools, universities)
- Industrial buildings
- Draught lobbies

## Setup example



- 1 Activation and safety sensor
- 2 Side safety sensor
- 3 Electronic function selector

- A Elbow-operated pushbutton (OT<sub>3</sub>)
- B Activation button (MAGIC SWITCH)
- C Activation button (PUSH PLATE)

# Automatic sliding doors for emergency exits

The redundant VISTA EMERGENCY system for Bft automatic sliding doors can be installed on escape routes and emergency exits, replacing traditional automation systems with sliding leaves and breakout system.

The automation system is a sophisticated emergency system that ensures the possibility of evacuating the premises by means of the immediate opening of the leaves, according to the requirements of the European standard EN16005: in case of emergency the leaves open automatically to allow the evacuation of the premises.

## Application range

- Public buildings
- Corporate buildings and car showrooms
- Shopping centres and shops
- Healthcare and nursing sector (hospitals, pharmacies, Local Health Authorities)
- Food and hospitality sector
- Banks and education centres (schools, universities)
- Industrial buildings
- Draught lobbies

## Setup example



- 1** Safety sensor and emergency opening
- 2** Side safety sensor
- 3** Electronic function selector

- A** Emergency opening button
- B** Selector badge



# Overview of the main features of the automation systems

	VISTA SLK A150 SMART	VISTA SLK A100 SMART	VISTA SLK A100R SMART	VISTA SL A200 SMART	VISTA TL	VISTA EMERGENCY
Compact profile 150 x130 (mm)	●	●	●			●
Oversize profile 166 x155 (mm)				●		
Profile for telescopic doors 224x186 (mm)					●	
1-leaf useful passage (mm)	750 - 2150	750 - 2150	750 - 2150	750 - 2500	750 - 3250	750 - 2150
2-leaf useful passage (mm)	800 - 2900	800 - 2900	800 - 2900	800 - 2900	1600 - 4400	800 - 2900
Max. weight of single leaf	150 kg	100 kg	100 kg	200 kg	2 x 120 kg	140 kg
Max. weight of dual leaf	120 + 120 kg	80 + 80 kg	80 + 80 kg	150 + 150 kg	4 x 80 kg	120 + 120 kg
Max. opening and closing speed (1 leaf)	Adjustable up to 1 m/s	Adjustable up to 1 m/s	Adjustable up to 1 m/s	Adjustable up to 1 m/s	Adjustable up to 1 m/s	Adjustable up to 0.8 m/s
Compatibility with SASA breakout system (*)	●	●	●	●		
Leaf electric lock	FAIL SECURE system	FAIL SECURE system	FAIL SECURE system	FAIL SECURE system	FAIL SECURE system	
ARIA EVO control unit	●	●	●	●	●	
D-track autosect system	●	●	●	●	●	
U-Link connectivity	●	●	●	●	●	
Motor type	24VDC Dunker	24VDC Dunker	24VDC	24VDC Dunker	24VDC Dunker	Brushless
EN16005 compliance	●	●	●	●	●	●

(\*) See page 43

## ARIA EVO control unit

Control unit with programming display and microprocessor technology, enabling to automatically adjust all the main functions locally and with remote management by means of U-Link interconnectivity protocol. Auto-set system of motion and torque parameters.

Integrated dual channel radio receiver (transmitter not included).

Master/Slave management of the dual automation system in draught lobby mode.



Board power supply	230V single phase
Automation system power supply	24V
U-Link connectivity	●
Programming display	●
Integrated dual channel receiver	●
Anti-crushing	●
Slowdown during opening and closing	●
Automatic re-closing	●
Alarm management	●
Anti break-in logics	●



### U-Link

A single communication platform for all types of control units and receivers.

The innovative interconnectivity systems developed by Bft, together with the wireless connection solutions in the field of gate automation, integrate through the U-Link system communication protocol.

# Functions of the automation system

## Self-adjusting functions

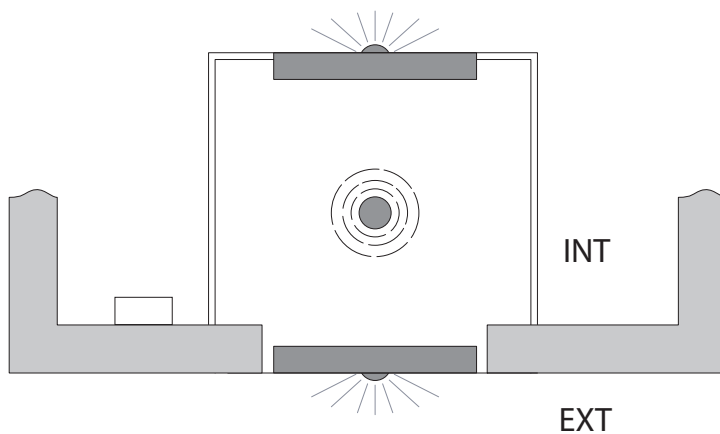
- Acceleration
- Braking
- Opening deceleration space
- Closing deceleration space
- Opening slowdown space
- Closing slowdown space
- Opening speed
- Closing speed
- Opening torque
- Closing torque
- Operational checks of safety devices

## Available operation modes

- Free or magnetic key protected programming
- Internal radar activation
- External radar activation
- Internal and external radar activation
- Radar OFF
- Normal operation
- Door closed at night
- Door closed during the day
- Full opening
- Partial opening
- Partial open
- Pharmacy opening

## Draught lobbies

The entrance systems with draught lobby are constituted by a closed environment separated by two doors, one that gives access to the outside and one that gives access to the inside of the building where it is located. These systems are used to prevent draughts and to reduce heat exchange. In addition, interlock mode can prevent both doors from opening at the same time.



## Application range:

- Public buildings
- Corporate buildings and car showrooms
- Shopping centres and shops
- Healthcare and nursing sector (hospitals, pharmacies, Local Health Authorities)
- Food and hospitality sector
- Banks and education centres (schools, universities)
- Industrial buildings

# Features of the VISTA SLK SMART range



BFT



## EN16005 compliance

To ensure maximum safety to the door user, in any context it is installed.



## Beam and guard

Compact aluminium design common to all SLK SMART versions.



## Control unit

With programming display, allows to automatically adjust all the main functions locally and with remote management by means of U-Link interconnectivity protocol.



## Electric lock

In case of power outage, **FAIL SECURE** keeps the door closed.



## DUNKER motor

It ensures long service life and reliability of the automation system.



## Track rollers

Three-wheel track roller that ensures maximum stability of the leaves and allows adjustment of leaf height and depth.



# VISTA SLK SMART



VISTA SLK SMART is the compact, modern and versatile range of Bft automation systems, that enables to realize both light doors (up to 100 kg) and heavy doors (up to 150 kg).

The profiles designed for the range are compact and give the automation system a design that integrates pleasantly in every type of architectural context. The technical solutions and the materials used for all the models of the range ensure perfect smoothness and high reliability of the automation system.

All the models in the range are available in the automation system kit version (MODULE KIT), to be combined with the profile set and the belt and in the ASSEMBLED AUTOMATION SYSTEM version to be ordered in the required size.

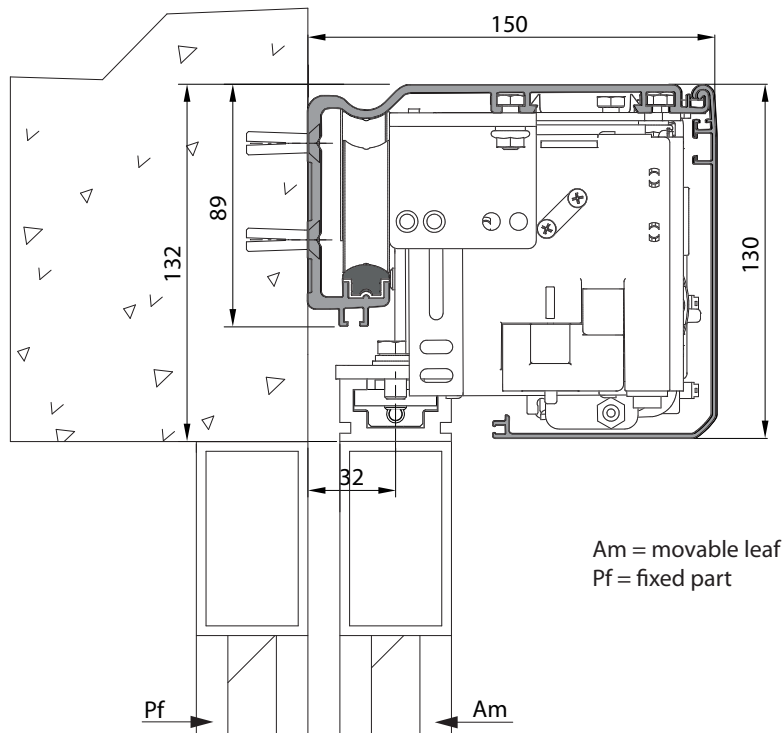
VISTA SLK has a wide choice of accessories to customize the door and make the actuation safe and user-friendly.

**VISTA SLK A150 SMART**: the high performance automation system, equipped with Dunker motor to actuate up to 150 kg in single-leaf setup and up to 120+120 kg in dual-leaf setup.

**VISTA SLK A100 SMART**: the automation system to actuate light leaves up to 100 kg in single-leaf configuration and 80+80 kg in dual-leaf setup, equipped with Dunker motor, which combines reliability and style.

**VISTA SLK A100R SMART**: automation system equipped with a 24 V motor, designed to ensure excellent performance at a competitive price, to actuate up to 100 kg in single-leaf setup and 80+80 kg in dual-leaf setup.

Dimensions of the automation system (mm)



All models in the range are paired with the 89 x 150 mm transom and the 130 mm anodized aluminium front guard.

The guard is applied at the front, with a simple rotation, to allow mechanical coupling to the beam and to keep it in a stable position. The noise-reducing plugs between the beam and the guard ensure maximum quietness during operation.

The 10 mm polyurethane belt features high sealing and wear resistance.



## Technical features

### VISTA SLK A150 SMART

Leaf type	Sliding
Max. dimensions of the automation system H x D x L	130 x 150 x 6000 mm
Transom dimensions H x D	89 x 150 mm
Single-leaf weight (max.)	150 kg
Dual-leaf weight (max.)	120+120 kg
Useful passage (1 leaf)	750 - 2150 mm
Useful passage (2 leaves)	800 - 2900 mm
Leaf opening/closing speed (max.)	Adjustable up to 1 m/s
Leaf approach speed (max.)	5 - 10 cm/s
Impact reaction	Electronic torque limiter
Use cycle	Continuous 100%
Operating temperature	-20°C to +55°C
Protection rating	IPX0
Interlock system	Configuration for 2 automatic doors in interlock mode
Locking	Mechanical
Release	Release lever
Manual operation	Reversible
Track roller	Adjustable with anti-drift wheel
Type of limit switch	Encoder + mechanical stop during opening
Built-in dual channel radio receiver	Frequency 433.92 MHz (dual channel transmitter not included)
Safety test	Selectable function for monitored safety sensors
Board power supply	220-230V~, 50/60Hz 110-120V~, 50/60Hz
Rated power	250 W
Motor type	Dunker Motor, 24 V
External accessory power supply	31.5 Vdc / 0.5 A
Control unit	ARIA EVO
U-Link connectivity	●
Programming display	●
<b>Operation modes</b>	
Programmable pause time	●
Normal operation	●
Night lock function	●
Day lock function	●
Partial opening function	●
Pharmacy opening function	●
Draught lobby function	●
Anti-panic function (in case of power outage)	●
Anti-crushing function	●
<b>Options</b>	
Remote control (MITTO B RCB02 R1)	Dual channel transmitter
Emergency Battery (BBV)	2 x 12V 1.2Ah
Electric lock (ERV - fail Secure)	Electromagnetic bistable lock with toothed belt featuring manual release in case of power outage.



## Technical features

### VISTA SLK A100 SMART

Leaf type	Sliding
Max. dimensions of the automation system H x D x L	130 x 150 x 6000 mm
Transom dimensions H x D	89 x 150 mm
Single-leaf weight (max.)	100 kg
Dual-leaf weight (max.)	80+80 kg
Useful passage (1 leaf)	750 - 2150 mm
Useful passage (2 leaves)	800 - 2900 mm
Leaf opening/closing speed (max.)	Adjustable up to 1 m/s per leaf
Leaf approach speed (max.)	5 - 10 cm/s
Impact reaction	Electronic torque limiter
Use cycle	Continuous 100%
Operating temperature	-20°C to +55°C
Protection rating	IPX0
Interlock system	Configuration for 2 automatic doors in interlock mode
Locking	Mechanical
Release	Release lever
Manual operation	Reversible
Track roller	Adjustable with anti-drift wheel
Type of limit switch	Encoder + mechanical stop during opening
Built-in dual channel radio receiver	Frequency 433.92 MHz (dual channel transmitter not included)
Safety test	Selectable function for monitored safety sensors
Board power supply	220-230V~, 50/60Hz 110-120V~, 50/60Hz
Rated power	200 W
Motor type	Dunker Motor, 24 V
External accessory power supply	31.5 Vdc / 0.5 A
Control unit	ARIA EVO
U-Link connectivity	●
Programming display	●
<b>Operation modes</b>	
Programmable pause time	●
Normal operation	●
Night lock function	●
Day lock function	●
Partial opening function	●
Pharmacy opening function	●
Draught lobby function	●
Anti-panic function (in case of power outage)	●
Anti-crushing function	●
<b>Options</b>	
Remote control (MITTO B RCB02 R1)	Dual channel transmitter
Emergency Battery (BBV)	2 x 12V 1.2Ah
Electric lock (ERV - fail Secure)	Electromagnetic bistable lock with toothed belt featuring manual release in case of power outage.



## Technical features


### VISTA SLK A100R SMART

Leaf type	Sliding
Max. dimensions of the automation system H x D x L	130 x 150 x 6000 mm
Transom dimensions H x D	89 x 150 mm
Single-leaf weight (max.)	100 kg
Dual-leaf weight (max.)	80+80 kg
Useful passage (1 leaf)	750 - 2150 mm
Useful passage (2 leaves)	800 - 2900 mm
Leaf opening/closing speed (max.)	Adjustable up to 1 m/s per leaf
Leaf approach speed (max.)	5 - 10 cm/s
Impact reaction	Electronic torque limiter
Use cycle	Continuous 100%
Operating temperature	-20°C to +55°C
Protection rating	IPX0
Interlock system	Configuration for 2 automatic doors in interlock mode
Locking	Mechanical
Release	Release lever
Manual operation	Reversible
Track roller	Adjustable with anti-drift wheel
Type of limit switch	Encoder + mechanical stop during opening
Built-in dual channel radio receiver	Frequency 433.92 MHz (dual channel transmitter not included)
Safety test	Selectable function for monitored safety sensors
Board power supply	220-230V~, 50/60Hz 110-120V~, 50/60Hz
Rated power	200 W
Motor type	24 V
External accessory power supply	31.5 Vdc / 0.5 A
Control unit	ARIA EVO
U-Link connectivity	●
Programming display	●
<b>Operation modes</b>	
Programmable pause time	●
Normal operation	●
Night lock function	●
Day lock function	●
Partial opening function	●
Pharmacy opening function	●
Draught lobby function	●
Anti-panic function (in case of power outage)	●
Anti-crushing function	●
<b>Options</b>	
Remote control (MITTO B RCB02 R1)	Dual channel transmitter
Emergency Battery (BBV)	2 x 12V 1.2Ah
Electric lock (ERV - fail Secure)	Electromagnetic bistable lock with toothed belt featuring manual release in case of power outage.

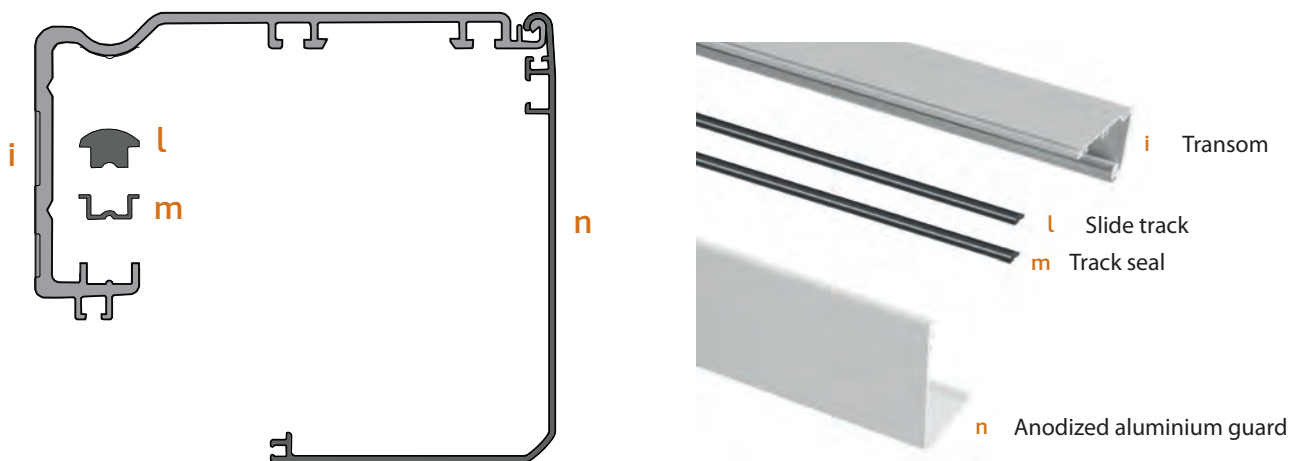
## Automation system kit

### 1 - VISTA SLK module kit

Consisting of an assembly kit provided with pre-assembled, wired, tested transformer, gearmotor, and control unit to greatly reduce assembly time and simplify installation. To be combined with the load-bearing beam profiles, slide track, front cover.



### 2 - VISTA SLK profile kit



### 3 - Toothed belt -10mm



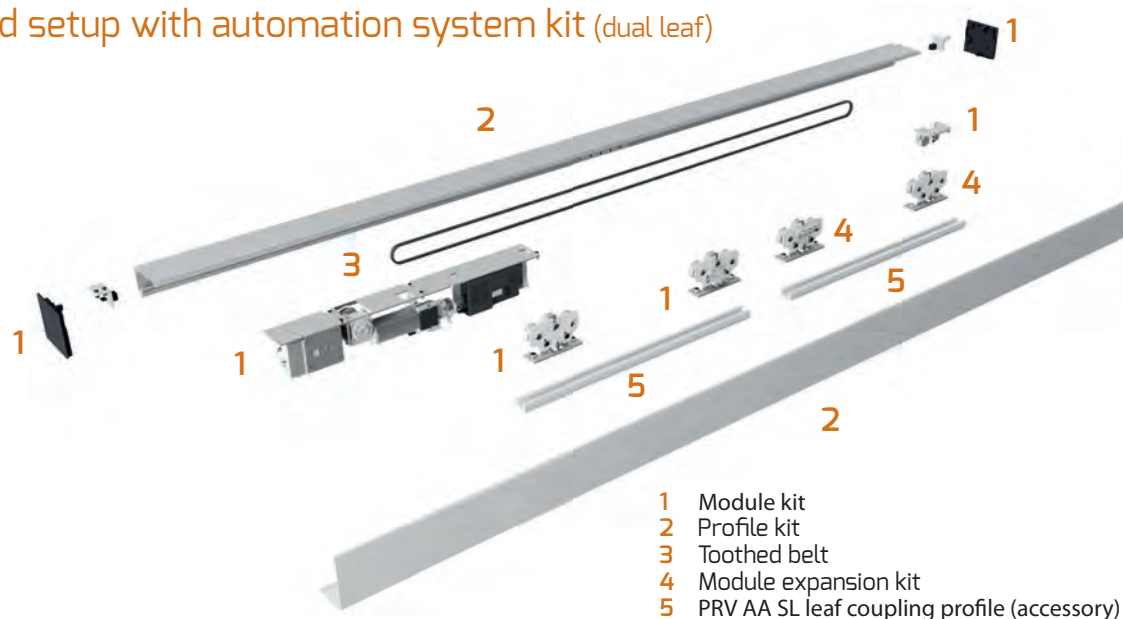
### 4 - VISTA SLK dual leaf expansion kit



Additional track rollers for 2-leaf doors.



## Standard setup with automation system kit (dual leaf)



- 1 Module kit
- 2 Profile kit
- 3 Toothed belt
- 4 Module expansion kit
- 5 PRV AA SL leaf coupling profile (accessory)

### Setup examples

#### VISTA SLK A150 SMART

Models	Description
1 KIT MODULO VISTA SLK A150 SMART -230V	VISTA SLK A150 automation system kit
2 KIT PROFILI VISTA SLK 4,4M	4.4m profile kit
3 CINGHIA DENTATA PU RTD8-10mm ANTIS -30m	10mm polyurethane toothed belt (30 m roll)
4 KIT ESPANS. MODULO VISTA SLK -2 ANTE	Second leaf expansion kit
5 PRV AA SL	Leaf coupling profile
BBV BATT. MODULO VISTA SLK	Emergency battery kit with module
VISTA SEL	Function selector
ERV	Electric lock
VIO-DT2 SENSORE ATTIV/BI-DIR/SICUR.MONIT	Infrared sensor for activation and presence

#### VISTA SLK A100 SMART

Models	Description
1 KIT MODULO VISTA SLK A100 SMART -230V	VISTA SLK A100 automation system kit
2 KIT PROFILI VISTA SLK 4,4M	4.4m profile kit
3 CINGHIA DENTATA PU RTD8-10mm ANTIS -30m	10mm polyurethane toothed belt (30 m roll)
4 KIT ESPANS. MODULO VISTA SLK -2 ANTE	Second leaf expansion kit
5 PRV AA SL	Leaf coupling profile
BBV BATT. MODULO VISTA SLK	Emergency battery kit with module
VISTA SEL	Function selector
ERV	Electric lock
VIO-DT2 SENSORE ATTIV/BI-DIR/SICUR.MONIT	Infrared sensor for activation and presence

#### VISTA SLK A100R SMART

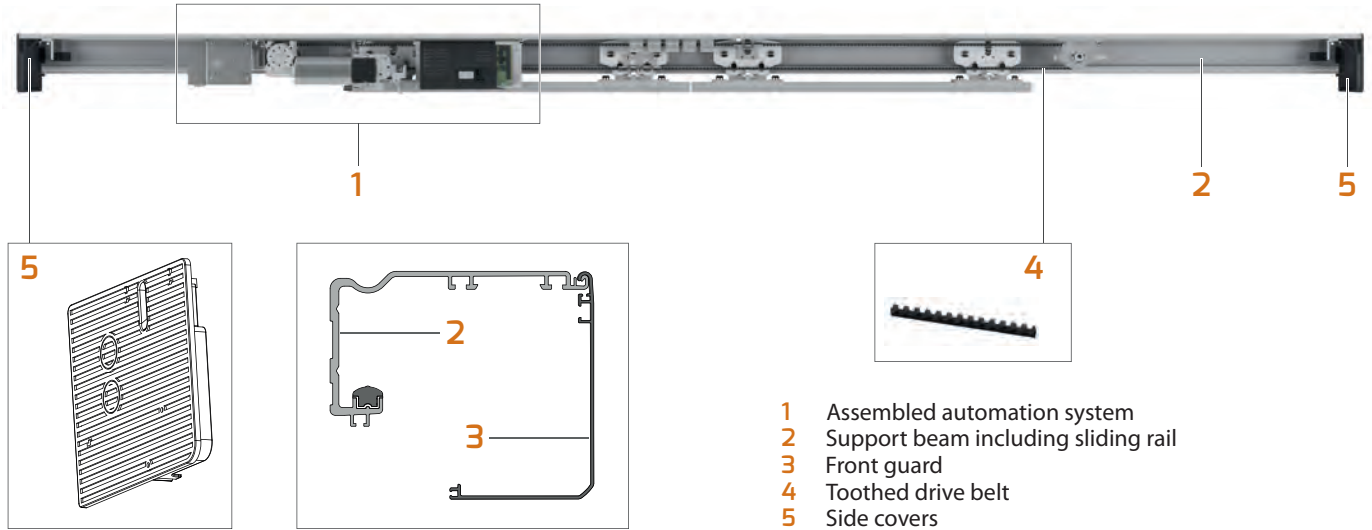
Models	Description
1 KIT MODULO VISTA SLK A100R SMART -230V	VISTA SLK A100R automation system kit
2 KIT PROFILI VISTA SLK 4,4M	4.4m profile kit
3 CINGHIA DENTATA PU RTD8-10mm ANTIS -30m	10mm polyurethane toothed belt (30 m roll)
4 KIT ESPANS. MODULO VISTA SLK -2 ANTE	Second leaf expansion kit
5 PRV AA SL	Leaf coupling profile
BBV BATT. MODULO VISTA SLK	Emergency battery kit with module
VISTA SEL	Function selector
ERV	Electric lock
VIO-DT2 SENSORE ATTIV/BI-DIR/SICUR.MONIT	Infrared sensor for activation and presence

NOTE: the examples refer to two-leaf setups (2.2m each).

## Assembled automation system

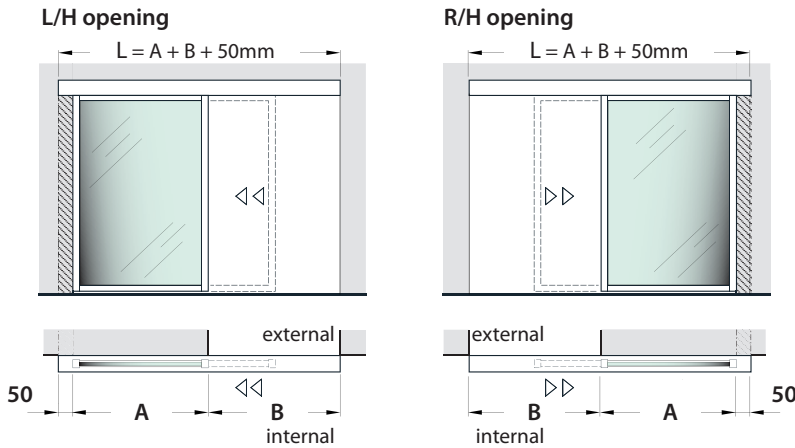
Automation system fully coupled to the support beam, cut to the required size ready to be installed. Front guard and side covers supplied. Possible installations:

- wall mounted;
- ceiling mounted;
- incorporated in the door.



- 1 Assembled automation system
- 2 Support beam including sliding rail
- 3 Front guard
- 4 Toothed drive belt
- 5 Side covers

## Automation systems available for single leaf



- L = Automation system length
- A = Movable leaf length
- B = Useful passage

### VISTA SLK A150 SMART

Description	L (mm)		B (mm)		A (mm)	
	min.	max.	min.	max.	min.	max.
VISTA SLK A150 SMART - 114 P1450 - 230V	1600	3000	750	1450	800	1500
VISTA SLK A150 SMART - 121 P2150 - 230V	3001	4400	1451	2150	1501	2200

### VISTA SLK A100 SMART

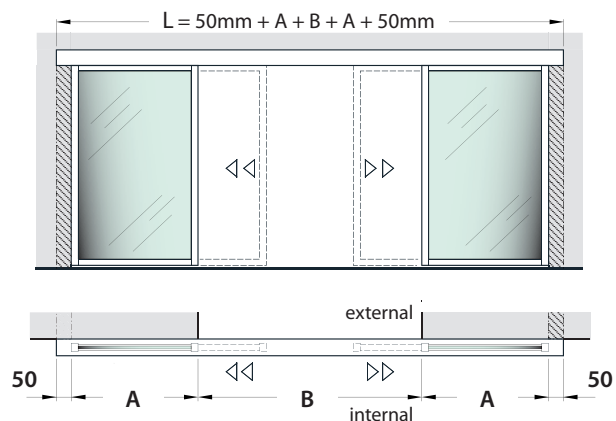
Description	L (mm)		B (mm)		A (mm)	
	min.	max.	min.	max.	min.	max.
VISTA SLK A100 SMART - 114 P1450 - 230V	1600	3000	750	1450	800	1500
VISTA SLK A100 SMART - 121 P2150 - 230V	3001	4400	1451	2150	1501	2200

### VISTA SLK A100R SMART

Models	L (mm)		B (mm)		A (mm)	
	min.	max.	min.	max.	min.	max.
VISTA SLK A100R SMART - 114 P1450 - 230V	1600	3000	750	1450	800	1500
VISTA SLK A100R SMART - 121 P2150 - 230V	3001	4400	1451	2150	1501	2200



## Automation systems available for dual leaf



L = Automation system length

A = Movable leaf length

B = Useful passage

**VISTA SLK A150 SMART**

Models	L (mm)		B (mm)		A (mm)	
	min.	max.	min.	max.	min.	max.
VISTA SLK A150 SMART - 214 P1400 - 230V	1900	3000	800	1400	2x450	2x750
VISTA SLK A150 SMART - 221 P2100 - 230V	3001	4400	1401	2100	2x751	2x1100
VISTA SLK A150 SMART - 229 P2900 - 230V	4401	6000	2101	2900	2x1101	2x1500

**VISTA SLK A100 SMART**

Models	L (mm)		B (mm)		A (mm)	
	min.	max.	min.	max.	min.	max.
VISTA SLK A100 SMART - 214 P1400 - 230V	1900	3000	800	1400	2x450	2x750
VISTA SLK A100 SMART - 221 P2100 - 230V	3001	4400	1401	2100	2x751	2x1100
VISTA SLK A100 SMART - 229 P2900 - 230V	4401	6000	2101	2900	2x1101	2x1500

**VISTA SLK A100R SMART**

Models	L (mm)		B (mm)		A (mm)	
	min.	max.	min.	max.	min.	max.
VISTA SLK A100R SMART - 214 P1400 - 230V	1900	3000	800	1400	2x450	2x750
VISTA SLK A100R SMART - 221 P2100 - 230V	3001	4400	1401	2100	2x751	2x1100
VISTA SLK A100R SMART - 229 P2900 - 230V	4401	6000	2101	2900	2x1101	2x1500





## Specifications

### VISTA SLK A150 SMART

Electromechanical automation system for sliding doors. Complies with the standard EN 16005. Installation on a wall, on a ceiling, or embedded in the door. Height of the automation system 130 mm, depth 150 mm, single or dual leaf with passage opening up to 2900 mm and maximum weight of the leaves up to 150 kg for single leaf and 120 + 120 kg for dual leaf. Protection rating IPX0. Electronic control unit, Dunker gearmotor and transformer pre-wired and pre-mounted on a "module", enabling quick installation. Direct current motor, 24 Vdc with encoder. Power rating 250 W. Power supply 220-230V~ / 110-120V~, 50/60Hz. Control unit with programming display, auto-set system of motion and torque parameters, with automatic function adjustment. Max. opening and closing speed 1 m/s, adjustable. Operating temperature: -20°C to +55°C. Programmable pause time 0 to 60 s. Built-in dual channel radio receiver (transmitter not included). Electric lock with leaf stop in each stop position. Configuration for 2 automatic doors in interlock mode. Partial opening 10 - 70% useful passage. In the event of an obstacle, the door re-opens immediately and, on the next closure, it checks at reduced speed that the obstacle is no longer present.

### VISTA SLK A100 SMART

Electromechanical automation system for sliding doors. Complies with the standard EN 16005. Installation on a wall, on a ceiling, or embedded in the door. Height of the automation system 130 mm, depth 150 mm, single or dual leaf with passage opening up to 2900 mm and maximum weight of the leaves up to 100 kg for single leaf and 80 + 80 kg for dual leaf. Protection rating IPX0. Electronic control unit, Dunker gearmotor and transformer pre-wired and pre-mounted on a "module", enabling quick installation. Direct current motor, 24 Vdc with encoder. Power rating 200 W. Power supply 220-230V~ / 110-120V~, 50/60Hz. Control unit with programming display, auto-set system of motion and torque parameters, with automatic function adjustment. Max. opening and closing speed 1 m/s, adjustable. Operating temperature: -20°C to +55°C. Programmable pause time 0 to 60 s. Built-in dual channel radio receiver (transmitter not included). Electric lock with leaf stop in each stop position. Configuration for 2 automatic doors in interlock mode. Partial opening 10 - 70% useful passage. In the event of an obstacle, the door re-opens immediately and, on the next closure, it checks at reduced speed that the obstacle is no longer present.

### VISTA SLK A100R SMART


Electromechanical automation system for sliding doors. Complies with the standard EN 16005. Installation on a wall, on a ceiling, or embedded in the door. Height of the automation system 130 mm, depth 150 mm, single or dual leaf with passage opening up to 2900 mm and maximum weight of the leaves up to 100 kg for single leaf and 80 + 80 kg for dual leaf. Protection rating IPX0. Electronic control unit, 24V gearmotor and transformer pre-wired and pre-mounted on a "module" enabling quick installation. Direct current motor, 24 Vdc with encoder. Power rating 200 W. Power supply 220-230V~ / 110-120V~, 50/60Hz. Control unit with programming display, auto-set system of motion and torque parameters, with automatic function adjustment. Max. opening and closing speed 1 m/s, adjustable. Operating temperature: -20°C to +55°C. Programmable pause time 0 to 60 s. Built-in dual channel radio receiver (transmitter not included). Electric lock with leaf stop in each stop position. Configuration for 2 automatic doors in interlock mode. Partial opening 10 - 70% useful passage. In the event of an obstacle, the door re-opens immediately and, on the next closure, it checks at reduced speed that the obstacle is no longer present.

# Specifications of VISTA SL A200 SMART



## EN16005 compliance

To ensure maximum safety to the door user, in any context it is installed.



## Beam and guard

Oversize profiles to ensure maximum reliability.



## Control unit

With programming display, allows to automatically adjust all the main functions locally and with remote management by means of U-Link interconnectivity protocol.



## Electric lock

In case of power outage, **FAIL SECURE** keeps the door closed.



## DUNKER motor

It ensures long service life and reliability of the automation system.



## Track rollers

Three-wheel track roller that ensures maximum stability of the leaves and allows adjustment of leaf height and depth.

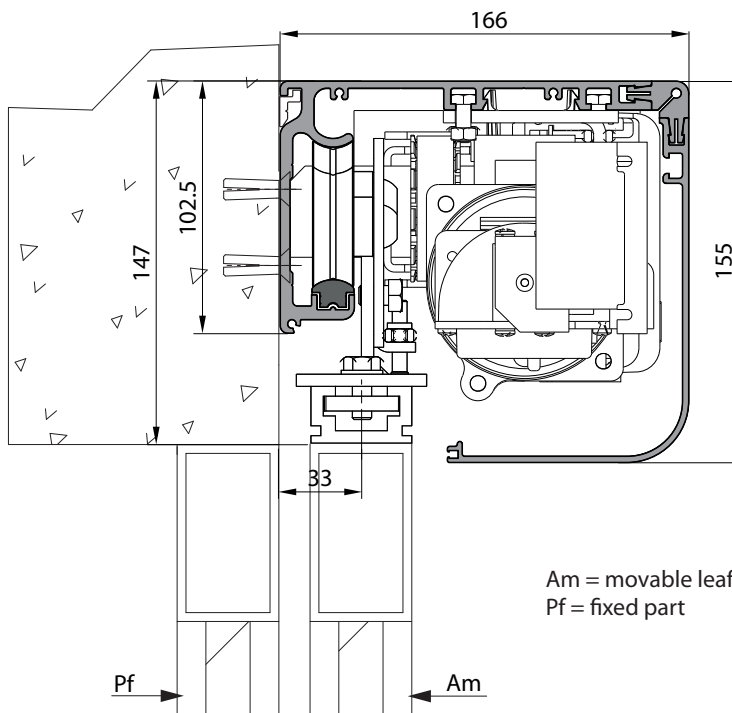
# VISTA SL A200 SMART



VISTA SL A200 SMART is a sturdy automation system with very high reliability to realize heavy leaves weighing up to 200 kg, to be combined with oversize profiles that ensure the maximum stability of the leaf. The technical solutions and the materials used ensure the perfect smoothness and operation of the automation system.

VISTA SL A200 SMART is available in the automation system kit version (MODULE KIT), to be combined with the profile set and the belt, and in the ASSEMBLED AUTOMATION SYSTEM version to be ordered in the required size. VISTA SL A200 SMART has a wide choice of accessories to customize the door and make the actuation safe and user-friendly.

Dimensions of the automation system (mm)



The automation system is combined with oversize profiles with 102.5 x 151 load-bearing beam and 155 mm anodized aluminium front cover.

The 15 mm polyurethane belt features high sealing and wear resistance.



## Technical features


### VISTA SL A200 SMART

Leaf type	Sliding
Max. dimensions of the automation system H x D x L	155 x 166 x 6000 mm
Transom dimensions H x D	102.5 x 151 mm
Single-leaf weight (max.)	200 kg
Dual-leaf weight (max.)	150+150 kg
Useful passage (1 leaf)	750 - 2150 mm
Useful passage (2 leaves)	800 - 2900 mm
Leaf opening/closing speed (max.)	Adjustable up to 1 m/s per leaf
Leaf approach speed (max.)	5 - 10 cm/s
Impact reaction	Electronic torque limiter
Use cycle	Continuous 100%
Operating temperature	-20°C to +55°C
Protection rating	IPX0
Interlock system	Configuration for 2 automatic doors in interlock mode
Locking	Mechanical
Release	Release lever
Manual operation	Reversible
Track roller	Adjustable with anti-drift wheel
Type of limit switch	Encoder + mechanical stop during opening
Built-in dual channel radio receiver	Frequency 433.92 MHz (dual channel transmitter not included)
Safety test	Selectable function for monitored safety sensors
Board power supply	220-230V~, 50/60Hz 110-120V~, 50/60Hz
Rated power	300 W
Motor type	Dunker Motor, 24 V
External accessory power supply	31.5 Vdc / 0.5 A
Control unit	ARIA EVO
U-Link connectivity	●
Programming display	●
<b>Operation modes</b>	
Programmable pause time	●
Normal operation	●
Night lock function	●
Day lock function	●
Partial opening function	●
Pharmacy opening function	●
Draught lobby function	●
Anti-panic function (in case of power outage)	●
Anti-crushing function	●
<b>Options</b>	
Remote control (MITTO B RCB02 R1)	Dual channel transmitter
Emergency Battery (BBV)	2 x 12V 1.2Ah
Electric lock (ERV - fail Secure)	Electromagnetic bistable lock with toothed belt featuring manual release in case of power outage.

## Automation system kit

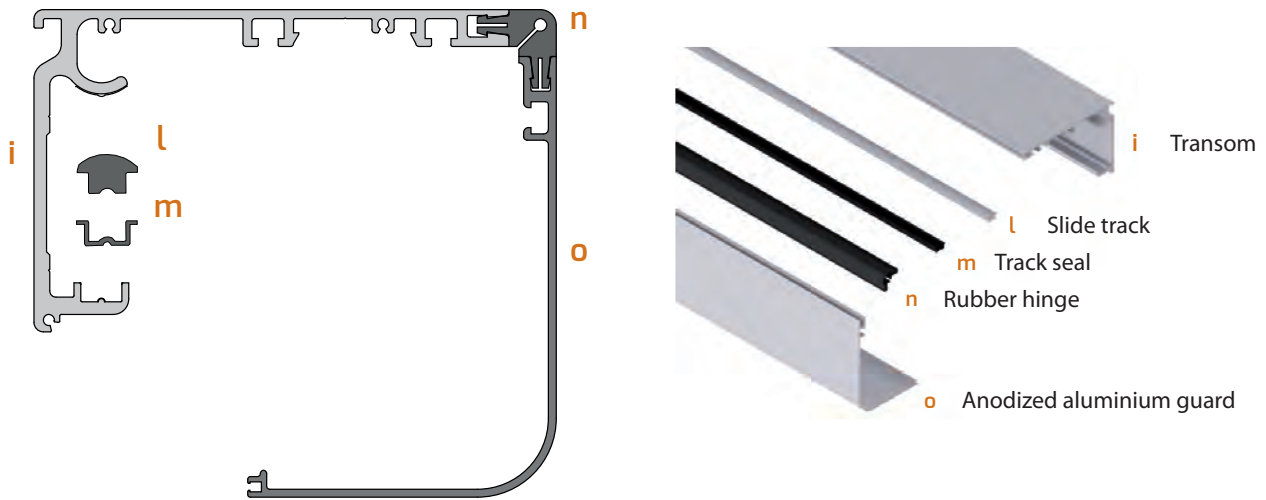
### 1 - VISTA SL A200 SMART module kit

Consisting of an assembly kit provided with pre-assembled, wired, tested transformer, gearmotor, and control unit to greatly reduce assembly time and simplify installation. To be combined with the load-bearing beam profiles, slide track, front cover.



(\*) Assembled and pre-wired on a single module

### 2 - VISTA SL A200 SMART profile kit



### 3 - Toothed belt -15mm



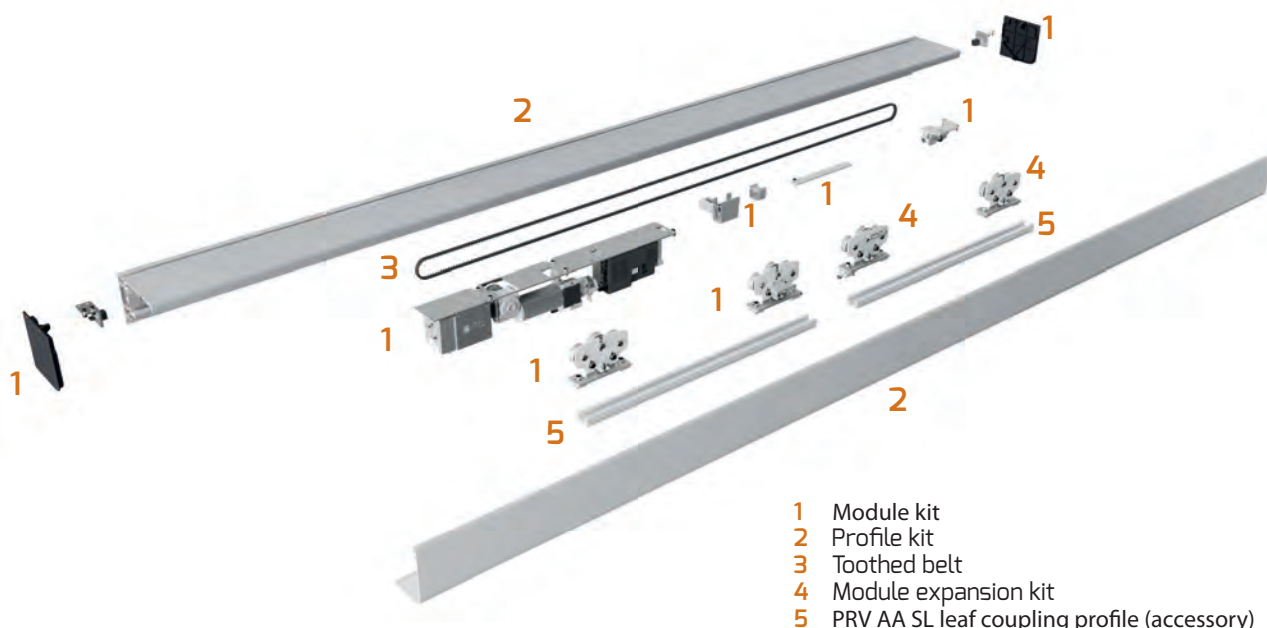
### 4 - VISTA SL dual leaf expansion kit



Additional track rollers for 2-leaf doors.



## Standard setup with automation system kit (dual leaf)



## Setup example

## VISTA SL A200 SMART


Models	Description
1 KIT MODULO VISTA SL 1ANTA 230V	VISTA SL A200 automation kit
2 KIT PROFILI VISTA SL 4,4M	4.4m profile kit
3 CINGHIA DENTATA PU RPP8-15mm ANTIS -30m	15mm polyurethane toothed belt (30 m roll)
4 KIT ESPANSIONE MODULO VISTA SL -2 ANTE	Second leaf expansion kit
5 PRV AA SL	Leaf coupling profile
BBV BATT. MODULO VISTA SL	Emergency battery kit with module
VISTA SEL	Function selector
ERV	Electric lock
VIO-DT2 SENSORE ATTIV/BI-DIR/SICUR.MONIT	Infrared sensor for activation and presence

NOTE: the example refers to two-leaf setups (2.2m each).

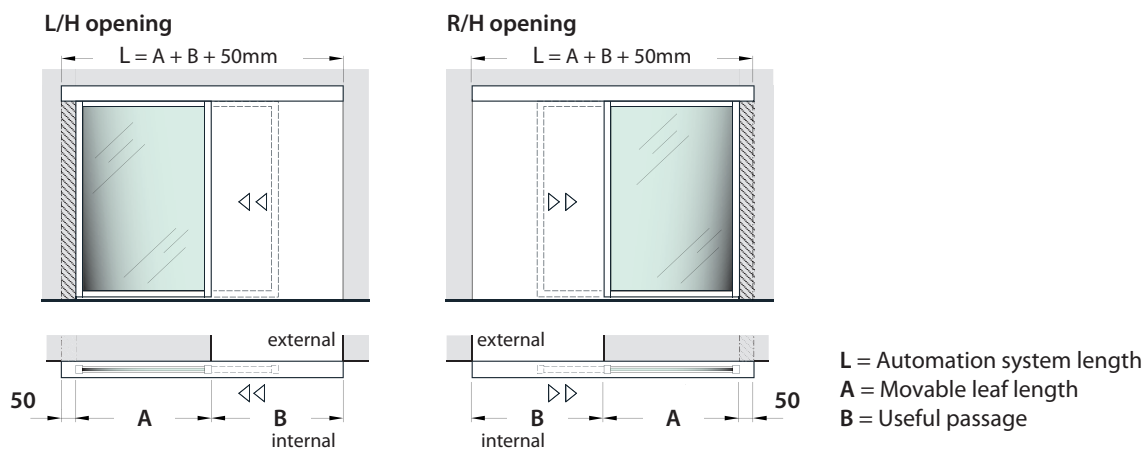
## Assembled automation system

Automation system fully coupled to the support beam, cut to the required size ready to be installed. Front guard and side covers supplied. Possible installations:

- wall mounted;
- ceiling mounted;
- incorporated in the door.



## Automation systems available for single leaf

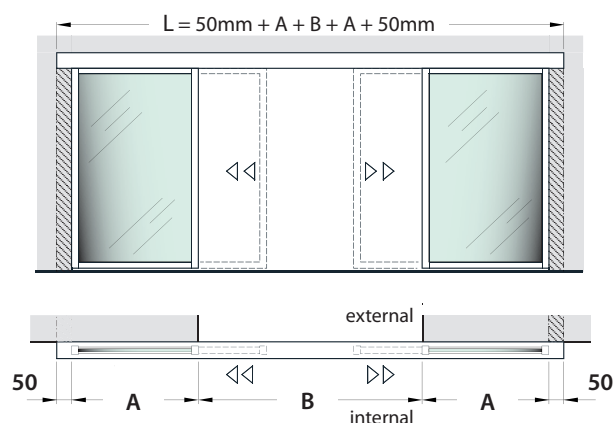


### VISTA SL A200 SMART

Models	L (mm)		B (mm)		A (mm)	
	min.	max.	min.	max.	min.	max.
VISTA SL A200 SMART - 114 P1450 - 230V	1600	3000	750	1450	800	1500
VISTA SL A200 SMART - 121 P2150 - 230V	3001	4400	1451	2150	1501	2200



### Automation systems available for dual leaf



### VISTA SL A200 SMART

Models	L (mm)		B (mm)		A (mm)	
	min.	max.	min.	max.	min.	max.
VISTA SL A200 SMART - 214 P1400 - 230V	1900	3000	800	1400	2x450	2x750
VISTA SL A200 SMART - 221 P2100 - 230V	3001	4400	1401	2100	2x751	2x1100
VISTA SL A200 SMART - 229 P2900 - 230V	4401	6000	2101	2900	2x1101	2x1500





## Specifications

### VISTA SL A200 SMART

Electromechanical automation system for sliding doors. Complies with the standard EN 16005. Installation on a wall, on a ceiling, or embedded in the door. Height of the automation system 155 mm, depth 166 mm, single or dual leaf with passage opening up to 2900 mm and maximum weight of the leaves up to 200 kg for single leaf and 150 + 150 kg for dual leaf. Protection rating IPX0. Electronic control unit, gearmotor and transformer pre-wired and pre-mounted on a "module" enabling quick installation. Direct current motor, 24 Vdc with encoder. Power rating 300 W. Power supply 220-230V~ / 110-120V~, 50/60Hz. Control unit with programming display, auto-set system of motion and torque parameters, with automatic function adjustment. Max. opening and closing speed 1 m/s, adjustable. Operating temperature: -20°C to +55°C. Programmable pause time 0 to 60 s. Built-in dual channel radio receiver (transmitter not included). Electric lock with leaf stop in each stop position. Configuration for 2 automatic doors in interlock mode. Partial opening 10 - 70% useful passage. In the event of an obstacle, the door re-opens immediately and, on the next closure, it checks at reduced speed that the obstacle is no longer present.



# Specifications of VISTA TL

Automation systems for telescopic sliding doors



### EN16005 compliance

To ensure maximum safety to the door user, in any context it is installed.



### Profile kit

Specific beam and guard in anodized aluminium equipped with anti-vibration rubber sheath.



### Control unit

With programming display, allows to automatically adjust all the main functions locally and with remote management by means of U-Link interconnectivity protocol.



### Electric lock

In case of power outage, **FAIL SECURE** keeps the door closed.



### DUNKER motor

It ensures long service life and reliability of the automation system.



### Track rollers

Fast leaf/slow leaf system that ensures maximum stability of the leaves and allows adjustment of leaf height and depth.

# VISTA TL



er ready



ee link



24 V



U-Link



d-track



The telescopic sliding operator VISTA TL has been developed to allow the automation of sliding doors located in entrances with extremely small spaces: when the passage is very limited, a telescopic operator allows to increase the useful passage by up to 30%.

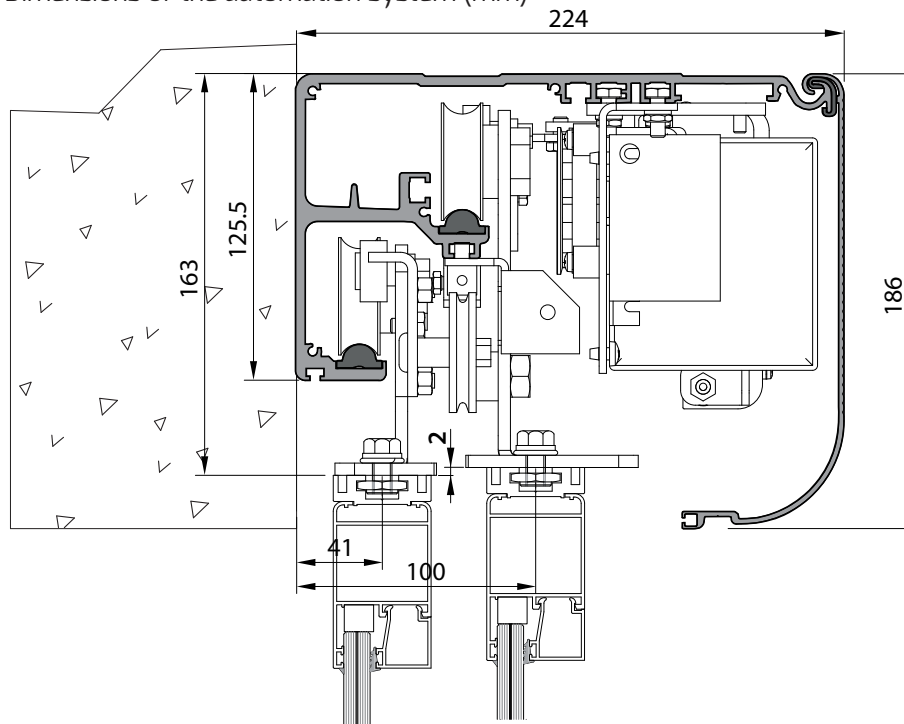
It enables to automate leaves with a maximum weight of 120 kg.

The technical solutions and the materials used ensure the perfect smoothness and operation of the automation system.

VISTA TL has a wide choice of accessories to customize the door and make the actuation safe and user-friendly.

VISTA TL is available in the assembly kit version, to be combined with the profile set and the belt, and in the ASSEMBLED AUTOMATION SYSTEM version to be ordered in the required size.

Dimensions of the automation system (mm)



The automation system is combined with specific profiles with 125.5 x 224 load-bearing beam and 186 mm anodized aluminium front cover.

The 10 mm polyurethane belt features high sealing and wear resistance.



## Technical features

### VISTA TL

Leaf type	Telescopic sliding	
Max. dimensions of the automation system H x D x L	186 x 224 x 6800 mm	
Transom dimensions H x D	125.5 x 224 mm	
Single-leaf weight (max.)	2 x 120 kg	
Dual-leaf weight (max.)	4 x 80 kg	
Useful passage (1 leaf)	800 - 3300 mm	
Useful passage (2 leaves)	1600 - 4400 mm	
Leaf opening/closing speed (max.)	Adjustable up to 1 m/s per leaf	
Leaf approach speed (max.)	5 - 10 cm/s	
Impact reaction	Electronic torque limiter	
Use cycle	Continuous 100%	
Operating temperature	-20°C to +55°C	
Protection rating	IPX0	
Interlock system	Configuration for 2 automatic doors in interlock mode	
Locking	Electromechanical	
Release	Release lever	
Manual operation	Reversible	
Track roller	Adjustable with anti-drift wheel	
Type of limit switch	Encoder + mechanical stop during opening	
Built-in dual channel radio receiver	Frequency 433.92 MHz (dual channel transmitter not included)	
Safety test	Selectable function for monitored safety sensors	
Board power supply	220-230V~, 50/60Hz 110-120V~, 50/60Hz	
Rated power	300 W	
Motor type	Dunker Motor, 24 V	
External accessory power supply	31.5 Vdc / 0.5 A	
Control unit	ARIA EVO	
U-Link connectivity		●
Programming display		●
<b>Operation modes</b>		
Programmable pause time		●
Normal operation		●
Night lock function		●
Day lock function		●
Partial opening function		●
Pharmacy opening function		●
Draught lobby function		●
Anti-panic function (in case of power outage)		●
Anti-crushing function		●
<b>Options</b>		
Remote control (MITTO B RCB02 R1)	Dual channel transmitter	
Emergency Battery (BBV)	2 x 12V 1.2Ah	
Electric lock (ERV - fail Secure)	Electromagnetic bistable lock with toothed belt featuring manual release in case of power outage.	

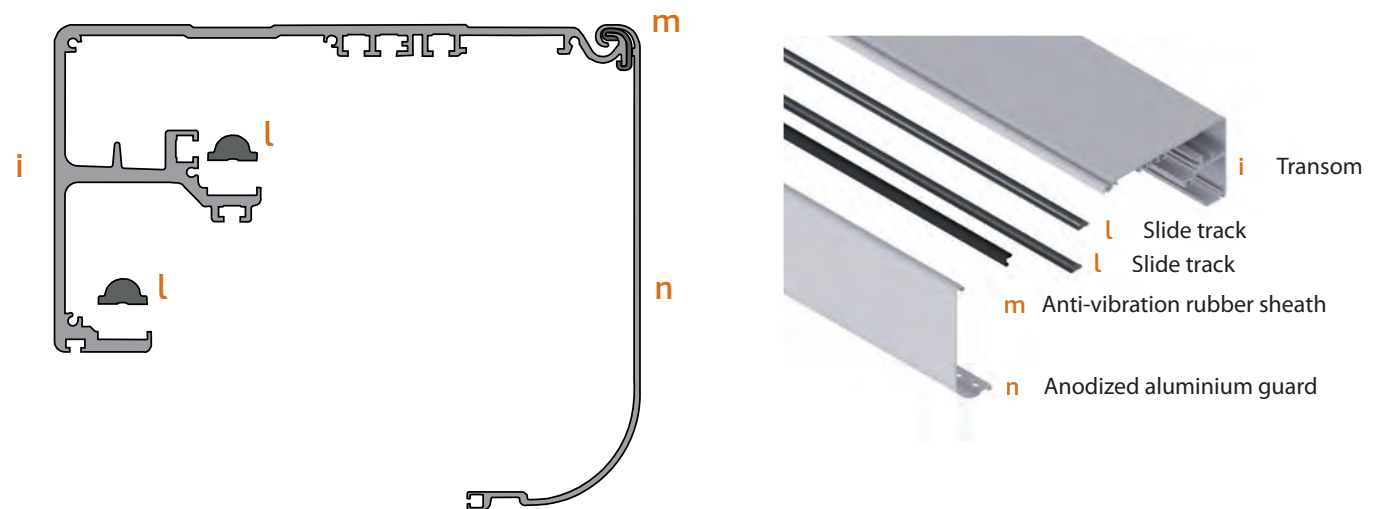
## Automation system kit

### 1 - VISTA TL assembly kit

Available in two versions for 2-leaf doors and 4-leaf doors, to be combined with load-bearing beam profiles, slide track, front cover.



### 2 - VISTA TL profile kit




### 3 - Toothed belt -10mm





## Standard setup with automation system kit (4 leaves)



- 1 VISTA TL kit
- 2 Profile kit
- 3 Toothed belt
- 4 Expansion kit
- 5 PRV AA TL leaf coupling profile (accessory)

### Setup example

#### VISTA TL

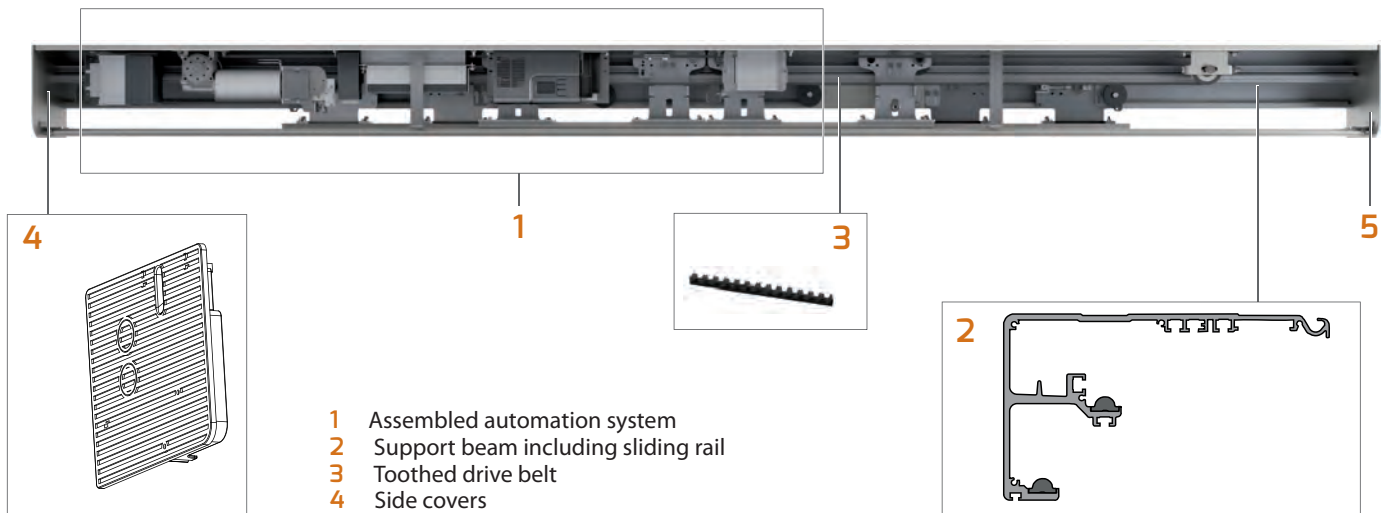
Models	Description
1 <b>KIT MONTAGGIO VISTA TL 4 ANTE</b>	Assembly kit for 4-leaf automatic doors VISTA TL
2 <b>KIT PROFILI VISTA TL 6,8M</b>	6.8m profile kit
3 <b>CINGHIA DENTATA PU RTD8-10mm ANTIS -30m</b>	10mm polyurethane toothed belt (30 m roll)
4 <b>PRV AA TL</b>	Leaf coupling profile
<b>BBV SLC TL</b>	Emergency battery kit with module
<b>VISTA SEL</b>	Function selector
<b>ERV</b>	Electric lock
<b>VIO-DT2 SENSORE ATTIV/BI-DIR/SICUR.MONIT</b>	Infrared sensor for activation and presence

NOTE: the example refers to 4-leaf setups (1.1m each).

## Assembled automation systems

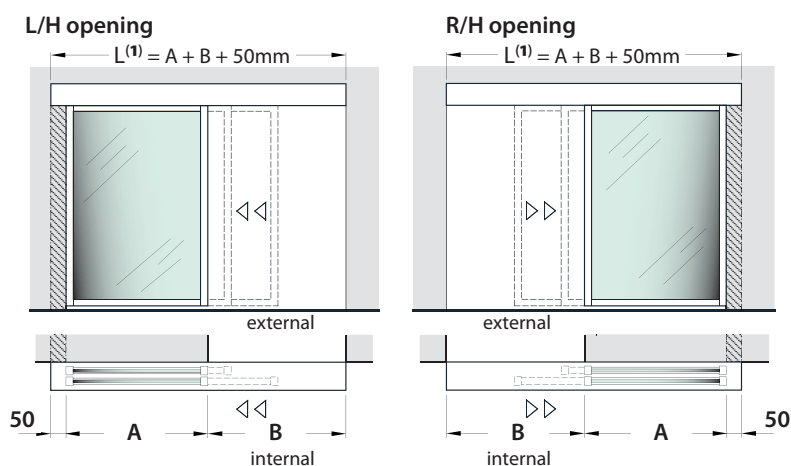
Automation system fully coupled to the support beam, cut to the required size ready to be installed. The front guard must be purchased separately. Side covers included in the supply. Possible installations:

- wall mounted;
- ceiling mounted.



- 1 Assembled automation system
- 2 Support beam including sliding rail
- 3 Toothed drive belt
- 4 Side covers

## Automation systems available for 2 leaves



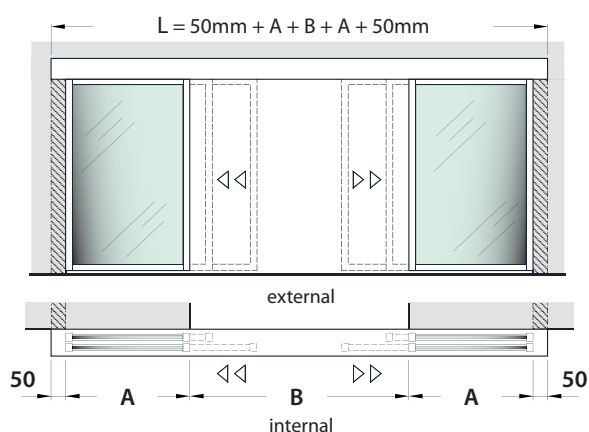
L = Automation system length  
 A = Movable leaf length  
 B = Useful passage

<sup>(1)</sup> Minimum sizes that can be realized:  
 L = 1350 mm  
 B = 750 mm  
 A = 2x450 mm

VISTA TL2	L (mm) <sup>(1)</sup>	B (mm) <sup>(1)</sup>	A (mm) <sup>(1)</sup>
<b>Models</b>			
VISTA TL2-207	1350	750	2x450
VISTA TL2-208	1500	850	2x500
VISTA TL2-209	1650	950	2x550
VISTA TL2-210	1800	1050	2x600
VISTA TL2-212	2100	1250	2x700
VISTA TL2-214	2400	1450	2x800
VISTA TL2-216	2700	1650	2x900
VISTA TL2-218	3000	1850	2x1000
VISTA TL2-220	3300	2050	2x1100
VISTA TL2-222	3600	2250	2x1200
VISTA TL2-224	3900	2450	2x1300
VISTA TL2-226	4200	2650	2x1400
VISTA TL2-228	4500	2850	2x1500
VISTA TL2-230	4800	3050	2x1600
VISTA TL2-232	5100	3250	2x1700



## Automation systems available for 4 leaves



L = Automation system length  
 A = Movable leaf length  
 B = Useful passage

### VISTA TL4

Models	L (mm)	B (mm)	A (mm)
VISTA TL4-416	2600	1600	4x450
VISTA TL4-418	2900	1800	4x500
VISTA TL4-420	3200	2000	4x550
VISTA TL4-422	3500	2200	4x600
VISTA TL4-424	3800	2400	4x650
VISTA TL4-426	4100	2600	4x700
VISTA TL4-428	4400	2800	4x750
VISTA TL4-430	4700	3000	4x800
VISTA TL4-432	5000	3200	4x850
VISTA TL4-434	5300	3400	4x900
VISTA TL4-436	5600	3600	4x950
VISTA TL4-438	5900	3800	4x1000
VISTA TL4-440	6200	4000	4x1050
VISTA TL4-442	6500	4200	4x1100
VISTA TL4-444	6800	4400	4x1150

## Guard

Anodized aluminium guard, sold separately.



5 Front guard  
 6 Anti-vibration rubber sheath

<sup>(1)</sup> Minimum guard length realizable: L=1350 mm

### VISTA TL2

Models	L <sup>(1)</sup> (mm)
CARTER VISTA TL2-207 O	1350
CARTER VISTA TL2-208 O	1500
CARTER VISTA TL2-209 O	1650
CARTER VISTA TL2-210 O	1800
CARTER VISTA TL2-212 O	2100
CARTER VISTA TL2-214 O	2400
CARTER VISTA TL2-216 O	2700
CARTER VISTA TL2-218 O	3000
CARTER VISTA TL2-220 O	3300
CARTER VISTA TL2-222 O	3600
CARTER VISTA TL2-224 O	3900
CARTER VISTA TL2-226 O	4200
CARTER VISTA TL2-228 O	4500
CARTER VISTA TL2-208 O	4800
CARTER VISTA TL2-232 O	5100

### VISTA TL4

Models	L <sup>(1)</sup> (mm)
CARTER VISTA TL4-416 O	2600
CARTER VISTA TL4-418 O	2900
CARTER VISTA TL4-420 O	3200
CARTER VISTA TL4-422 O	3500
CARTER VISTA TL4-424 O	3800
CARTER VISTA TL4-426 O	4100
CARTER VISTA TL4-428 O	4400
CARTER VISTA TL4-430 O	4700
CARTER VISTA TL4-432 O	5000
CARTER VISTA TL4-434 O	5300
CARTER VISTA TL4-436 O	5600
CARTER VISTA TL4-438 O	5900
CARTER VISTA TL4-440 O	6200
CARTER VISTA TL4-442 O	6500
CARTER VISTA TL4-444 O	6800





## Specifications

### VISTA TL

Telescopic electromechanical automation system for sliding doors. Complies with the standard EN 16005. Wall or corridor installation. Height of the automation system 186 mm, depth 224 mm, two or for leaves with passage opening up to 4400 mm and maximum weight of the leaves up to 2x 120 kg for 2 leaves and 4x 80 kg for 4 leaves. Protection rating IPX0. Dunker gearmotor. Direct current motor, 24 Vdc with encoder. Power rating 300 W. Power supply 220-230V~ / 110-120V~, 50/60Hz. Control unit with programming display, auto-set system of motion and torque parameters, with automatic function adjustment. Max. opening and closing speed 1 m/s, adjustable. Operating temperature: -20°C to +55°C. Programmable pause time 0 to 60 s. Built-in dual channel radio receiver (transmitter not included). Electric lock with leaf stop in each stop position. Configuration for 2 automatic doors in interlock mode. Partial opening 10 ÷ 70% useful passage. In the event of an obstacle, the door re-opens immediately and, on the next closure, it checks at reduced speed that the obstacle is no longer present.




# Specifications of VISTA EMERGENCY

Automation systems for emergency sliding doors




### EN16005 compliance

To ensure maximum safety to the door user, in any context it is installed.



Same profiles as VISTA SLK  
VISTA EMERGENCY uses the same compact profiles as the VISTA SLK range.




### Brushless motor

With double winding direct coupled to the belt without reduction gear. Extreme quietness and reliability for the automation system.



### Emergency battery

Included in the kit, ensures door opening in the event of a power outage.



### Bistable lock

The device acts on the track rollers and not on the belt, keeping the doors closed even in case of an attempted break-in.




### Track rollers

Three-wheel track roller that ensures maximum stability of the leaves and allows adjustment of leaf height and depth.

# VISTA EMERGENCY

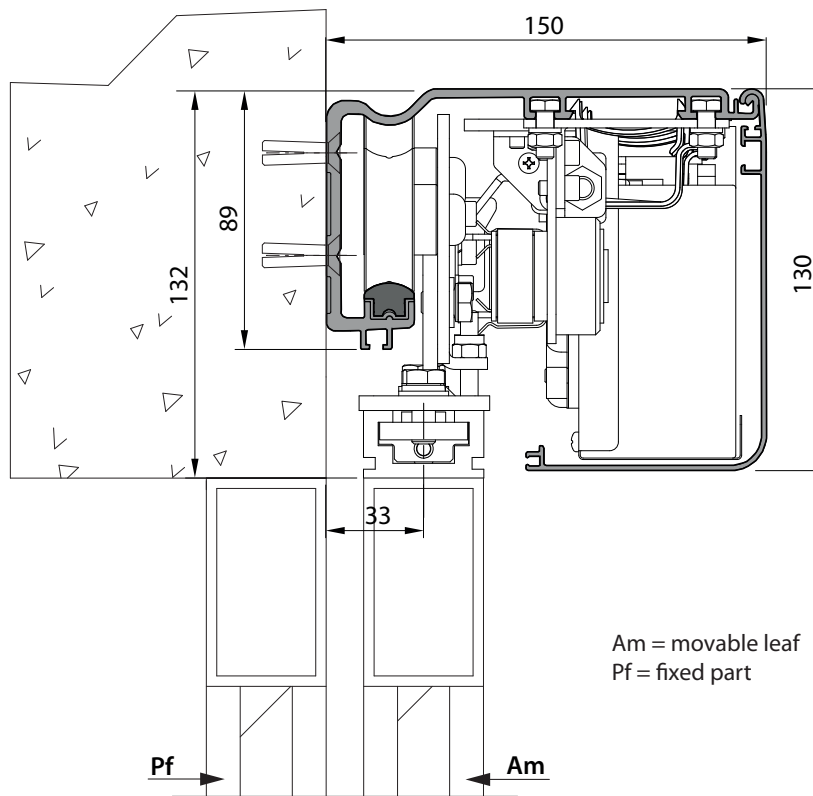


- er ready
- ee link
- 24 V
- U-Link
- d-track



VISTA EMERGENCY is a sophisticated emergency system that ensures the possibility of evacuating the premises by means of the immediate opening of the leaves, according to the requirements of the European standard EN16005: Motorized pedestrian doors. Safety in use.  
The technology onboard the automation ensures extreme quietness of the door during operation and high reliability and durability with minimum maintenance.

Dimensions of the automation system (mm)



VISTA EMERGENCY is to be paired with the compact profiles VISTA SLK.  
The 12 mm polyurethane belt features high sealing and wear resistance.



## Technical features

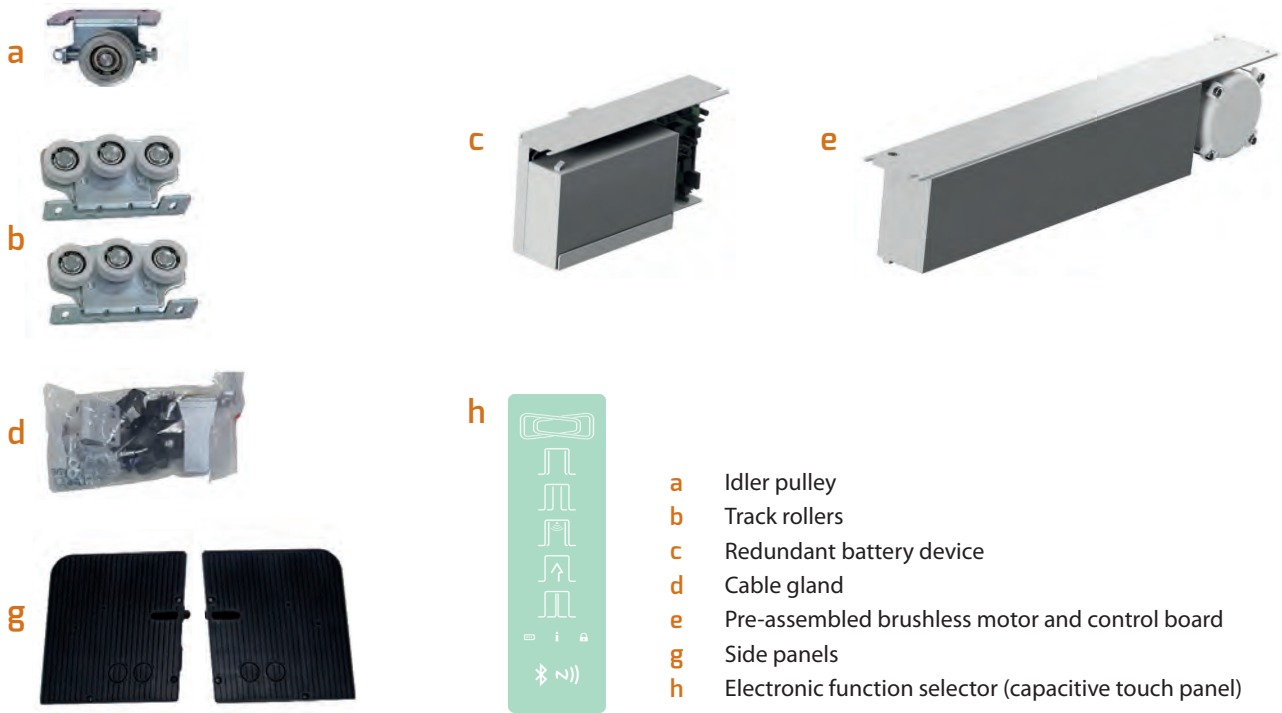
### VISTA EMERGENCY

Leaf type	Redundant sliding for escape routes and emergency exits without breakout system
Max. dimensions of the automation system H x D x L	130 x 150 x 6000 mm
Transom dimensions H x D	89 x 150 mm
Single-leaf weight (max.)	140 kg
Dual-leaf weight (max.)	120+120 kg
Useful passage (1 leaf)	750 - 2150 mm
Useful passage (2 leaves)	800 - 2900 mm
Leaf opening/closing speed (max.)	Adjustable up to 0.8 m/s per leaf
Impact reaction	Electronic detection of obstacles
Use cycle	Continuous 100%
Operating temperature	-15°C to +50°C
Protection rating	IP20
Emergency battery	Redundant (included in the supply)
Interlock system	Configuration for 2 automatic doors in interlock mode
Track roller	Adjustable with anti-drift wheel
Type of limit switch	Mechanical stop when opening and closing
Board power supply	Extended range 100–240 VAC 50/60 Hz
Rated power	70 W
Motor type	Brushless, double winding, direct drive, 24 V
Control unit	Pre-assembled in the motor module
Programming display	●
<b>Operation modes</b>	
Programmable pause time	●
Normal operation	●
Night lock function	●
Day lock function	●
Partial opening function	●
Pharmacy opening function	●
Draught lobby function	●
Anti-panic function (in case of power outage)	●
Anti-crushing function	●
<b>Options</b>	
Safety when closing	Bistable lock (BLB) or magnetic brake (FRM) which can be unlocked with 30 kg
Emergency opening	Emergency button (PEM) for immediate opening of the door
Change of selector functions	Badge (BDG) normally protected from unwanted settings change

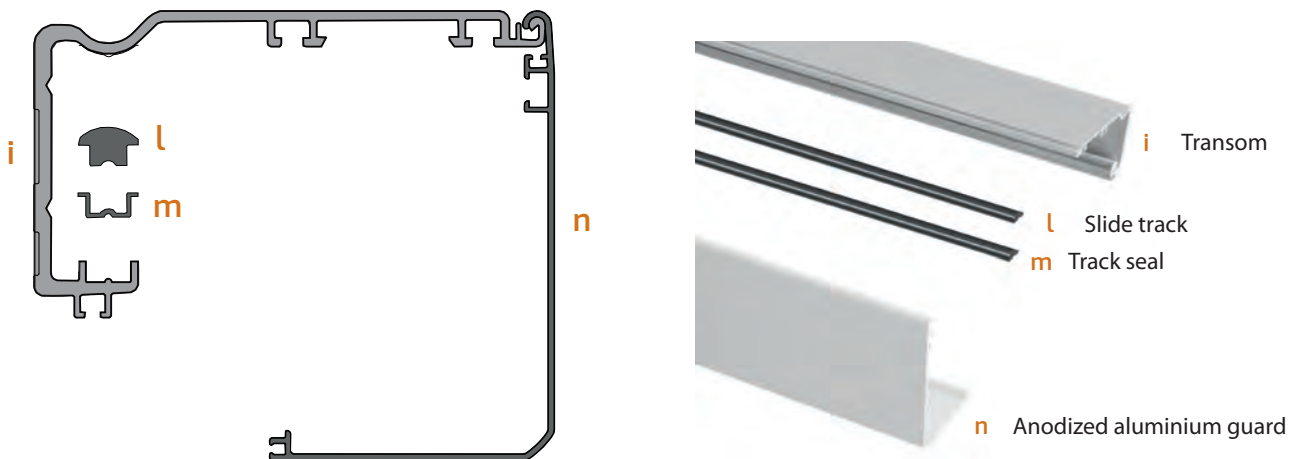
## Automation system kit

### 1 - VISTA EMERGENCY assembly kit

Assembly kit to be combined with the load-bearing beam profiles, slide track, and front cover of VISTA SLK. The brushless motor and the control board are supplied pre-assembled.



### 2 - VISTA SLK profile kit



### 3 - Toothed belt -12mm




### 4 - VISTA SL dual leaf expansion kit



Additional track rollers for 2-leaf doors.



## Standard setup with automation system kit (dual leaf)



- 1 VISTA EMERGENCY module kit
- 2 Profile kit
- 3 Toothed belt
- 4 Expansion kit
- 5 PRV AA SL leaf coupling profile (accessory)

### Setup example

## VISTA EMERGENCY

Models	Description
1 KIT MODULO VISTA EMERGENCY 100-240V	VISTA EMERGENCY automation kit
2 KIT PROFILI VISTA SLK 4,4m	4.4m profile kit
3 CINGHIA ANTISTATICA RPP5-12-KB2125 L.50 MT	12mm polyurethane toothed belt (50 m roll)
4 KIT ESPANS. MODULO VISTA SLK -2 ANTE	Second leaf expansion kit
5 PRV AA SL	Leaf coupling profile
IXIO-DT1 SENSORE DI SICUREZZA E APERTURA	Unidirectional radar and infrared sensor for activation and presence
BLB	Bistable lock
FRM	VISTA EMERGENCY magnetic braking device
PEM	VISTA EMERGENCY emergency button
BDG	Badge for VISTA EMERGENCY selector

NOTE: the example refers to two-leaf setups (2.2m each).



## Specifications














### VISTA EMERGENCY

Redundant electromechanical automation system for sliding doors. Complies with the standard EN 16005. Height of the automation system 130 mm, depth 150 mm, single or dual leaf with passage opening up to 2900 mm and maximum weight of the leaves up to 140 kg for single leaf and 120 + 120 kg for dual leaf. Protection rating IP20. Pre-assembled 24 V direct drive double winding brushless motor and control board. Power rating 70 W. Extended range power 100–240 VAC 50/60 Hz. Control unit with programming display, auto-set system of motion and torque parameters, with automatic function adjustment. Max. opening and closing speed 0.8 m/s per leaf. Operating temperature: -15°C to +50°C. Programmable pause time. Electronic detection of obstacles. Mechanical stop when opening and closing. Redundant battery. Configuration for 2 automatic doors in interlock mode. Partial opening function.






# Accessories range

Range of accessories to customize the automation system, enable safe, user-friendly operation and meet the various application needs.

	<b>VISTA SEL</b> Function selector for pedestrian door series SLK, SLA, TL.
	<b>MITTO B RCB02 R1</b> Dual channel transmitter.
	<b>Q.BO TOUCH</b> Wireless digital touch pad in 433Mhz rolling code.
	<b>ERV</b> Electric lock for VISTA SLK, SLA, TL (recommended for use in conjunction with BBV).
	<b>BBV BATT MODULO VISTA SL</b> Emergency battery kit for pedestrian door series VISTA SLK, SLA.
	<b>BBV SLC TL</b> Emergency battery kit for pedestrian door series VISTA TL.
	<b>KIT FPA</b> Photocell kit with bracket.
	<b>PUSH PLATE</b> Activation button.
	<b>MAGIC SWITCH</b> Activation touch button.
	<b>OT 3</b> Elbow-operated pushbutton.
	<b>BLB</b> Bistable locking device to keep the door in the locked/unlocked position without the need for a permanent power supply. Acts directly on the carriages (only for VISTA EMERGENCY).
	<b>FRM</b> Magnetic brake device that allows the door to be locked in any position. In the event of a malfunction, the door can be operated manually (only for VISTA EMERGENCY).
	<b>PEM</b> Emergency button for immediate door opening (only for VISTA EMERGENCY).
	<b>BDG</b> Badge for changing the functions of the selector switch, which is normally protected against unwanted change of settings (for EMERGENCY VISTA only).



	<p><b>WMP</b> Transom support profiles (for VISTA SL A200 SMART only).</p>
	<p><b>SBV</b> Support transom in anodized aluminium (for VISTA SL A200 SMART only).</p> <p><b>SBV TL</b> VISTA TL support beam.</p>
	<p><b>PRV AA SL</b> Leaf coupling profile for VISTA SLK, SLA, EMERGENCY.</p>
	<p><b>PRV AA TL</b> Leaf coupling profile for VISTA TL.</p>
	<p><b>PFC</b> Plate to fasten the track roller on PRV.</p>
	<p><b>PRV TL T</b> VISTA TL closing profile.</p>
	<p><b>SPRV TL T</b> Bracket for VISTA TL closing profile.</p>
	<p><b>SLV SBV TL1</b> SBV TL ceiling fixing brackets.</p>
	<p><b>SLV SBV TL2</b> SBV TL side fixing brackets.</p>
	<p><b>PPR</b> Door guide for automatic doors with aluminium frame.</p>
	<p><b>PGI</b> Bottom door guide for automatic doors with aluminium frame.</p>
	<p><b>SPAC</b> Pair of locks (2) for glass leaf.</p>



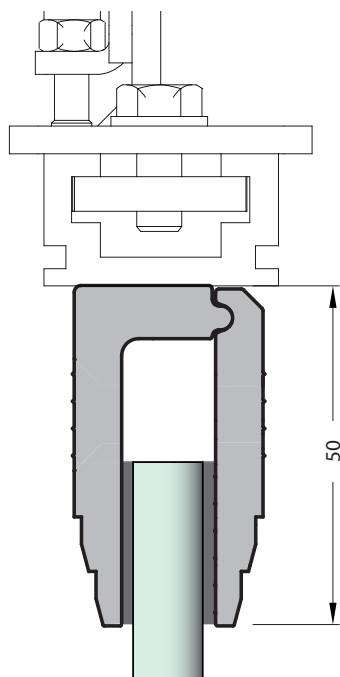
## Clamps for frameless glass leaves

Anodized aluminium clamps to support frameless safety glass leaves for a maximum weight of 120 kg.

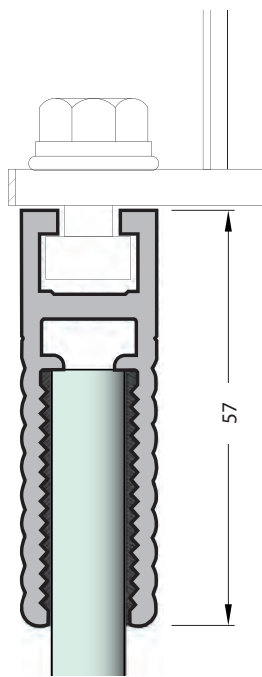
Use the following formula to calculate the weight of the glass leaf:

Leaf weight (Kg) = 2.5 x glass size (in m<sup>2</sup>) x glass thickness (in mm)

### Clamps for VISTA SLK and VISTA SLA

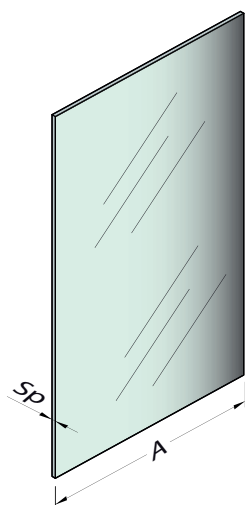


### Clamps for VISTA TL



### Clamps for 1-leaf VISTA SLK and VISTA SLA

The kit includes 1 aluminium clamp, seal, floor guide and installation accessories. Available in two versions for glass leaves with a thickness of 10 mm or 12 mm.



Useful passage  
B = A - 50mm

#### GLASS thickness 10 mm

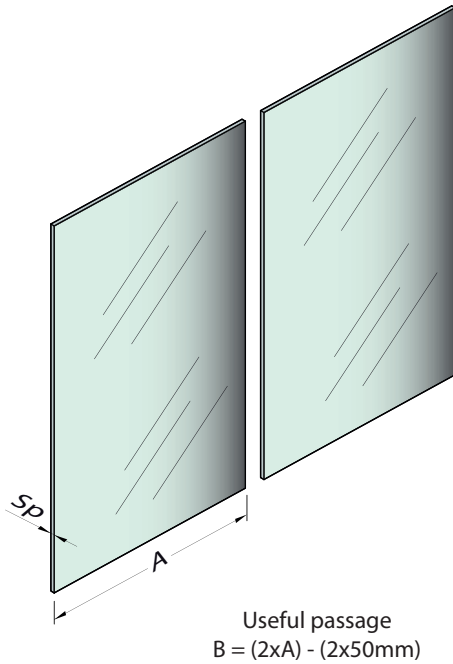
Models	A
PPA 10 107	800
PPA 10 108	900
PPA 10 109	1000
PPA 10 110	1100
PPA 10 111	1200
PPA 10 112	1300
PPA 10 113	1400
PPA 10 114	1500
PPA 10 115	1600
PPA 10 116	1700
PPA 10 117	1800
PPA 10 119	2000
PPA 10 121	2200
PPA 10 123	2400
PPA 10 125	2600

#### GLASS thickness 12 mm

Models	A
PPA 12 107	800
PPA 12 108	900
PPA 12 109	1000
PPA 12 110	1100
PPA 12 111	1200
PPA 12 112	1300
PPA 12 113	1400
PPA 12 114	1500
PPA 12 115	1600
PPA 12 116	1700
PPA 12 117	1800
PPA 12 119	2000
PPA 12 121	2200
PPA 12 123	2400
PPA 12 125	2600

### Clamps for 2-leaf VISTA SLK and VISTA SLA

The kit includes 2 aluminium clamps, seal, floor guide and installation accessories. Available in two versions for glass leaves with a thickness of 10 mm or 12 mm.



#### GLASS thickness 10 mm

Models	A
PPA 10 208	450
PPA 10 209	500
PPA 10 210	550
PPA 10 211	600
PPA 10 212	650
PPA 10 213	700
PPA 10 214	750
PPA 10 215	800
PPA 10 216	850
PPA 10 217	900
PPA 10 219	1000
PPA 10 221	1100
PPA 10 223	1200
PPA 10 225	1300
PPA 10 227	1400
PPA 10 229	1500

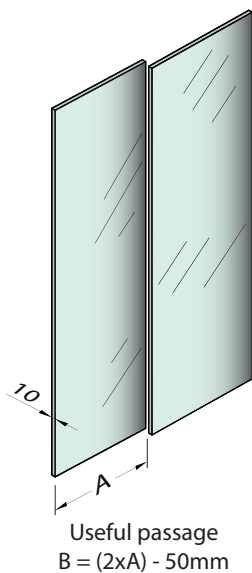
#### GLASS thickness 12 mm

Models	A
PPA 12 208	450
PPA 12 209	500
PPA 12 210	550
PPA 12 211	600
PPA 12 212	650
PPA 12 213	700
PPA 12 214	750
PPA 12 215	800
PPA 12 216	850
PPA 12 217	900
PPA 12 219	1000
PPA 12 221	1100
PPA 12 223	1200
PPA 12 225	1300
PPA 12 227	1400
PPA 12 229	1500

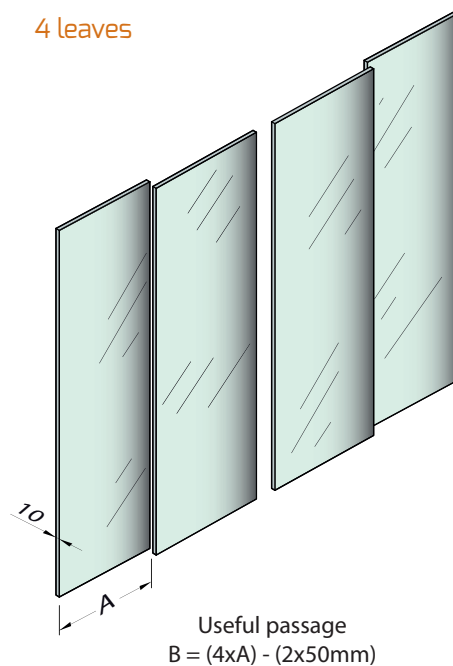
### Clamps for VISTA TL

Accessories to fasten glass leaves with a thickness of 10 mm.

#### 2 leaves



#### 4 leaves



The kit includes 2 aluminium clamps, seal, slow leaf floor guide, fast leaf floor guide, and installation accessories.

You must choose the appropriate clamp length and cut in place to achieve size A.

Models	Description
PPA TL 1600 O	Clamps for glass leaf, 1600 mm, anodized
PPA TL 3200 O	Clamps for glass leaf, 3200 mm, anodized












Floor guides and fastening clamps are required to complete the installation.

Models	Description
PPA TL GD	Floor guides for Vista TL glass leaves (10 pcs package) Two leaves require 1 piece
PPA TL FX	Fastening clamp for Vista TL glass leaves (20 pcs package). Each leaf requires 1 piece



## Sensors range

A range of unidirectional and bi-directional opening and safety sensors that combines radar technology for leaf opening with infrared technology to detect presence, ensuring safe operation and comfort for the end user. The sensors comply with the standard EN16005.

	<b>OA-203C</b> Combined active infrared sensor for safety and activation. The sensor detects a person or object and keeps the door open as long as they are within the threshold area, even in case of stay or pause.
	<b>OA-AXIS II</b> Combined active infrared sensor for safety in the threshold area and activation. It allows quick detection of any moving object even far away and coming from any angle. Installation of safety beams is not required.
	<b>OA-PRESENCE TN</b> Active infrared sensor ideal for threshold safety, used in combination with external triggers such as buttons, security systems, or other activation sensors. Installation of safety beams is not necessary when used as a threshold safety sensor.
	<b>OA-AXIST</b> Combined active infrared sensor for safety in the threshold area and activation. The sensor detects a person or object and keeps the door open as long as they are within the threshold area, even in case of stay or pause. Installation of safety beams is not required.
	<b>VIO-M</b> Compact, unidirectional radar sensor for motion detection and activation. Unidirectionality allows to shorten the door opening cycle, thus reducing the thermal dispersions of the building, also optimizing applications with draught lobbies.
	<b>VIO-ST</b> Presence sensor consisting of a failsafe dual active infrared curtain that offers high personal protection. It can be mounted up to a height of 3 m.
	<b>VIO-DT1</b> Unidirectional radar sensor for door opening and failsafe active infrared for user protection. The unidirectional radar allows to shorten the door opening cycle, thus reducing the thermal dispersions of the building, also optimizing applications with draught lobbies.
	<b>VIO-DT2</b> Bidirectional radar sensor for door opening and failsafe active infrared for user protection.
	<b>IXIO-DT1</b> Unidirectional radar sensor for door opening and failsafe active infrared for user protection. The unidirectional radar allows to shorten the door opening cycle, thus reducing the thermal dispersions of the building, also optimizing applications with draught lobbies.
	<b>IXIO-DT3</b> Microwave and active infrared sensor for redundant door. It is a sensor that combines radar technology for door opening with infrared technology for the protection of the user. The unidirectional radar saves energy. The three-dimensional active infrared curtain protects people from any contact with the doors.
	<b>IXIO/VIO RAIN COVER</b> Rain accessory for IXIO and VIO ranges.

# Anti-panic system

For VISTA SLK SMART and VISTA SL A200 SMART with 40 mm thick leaves

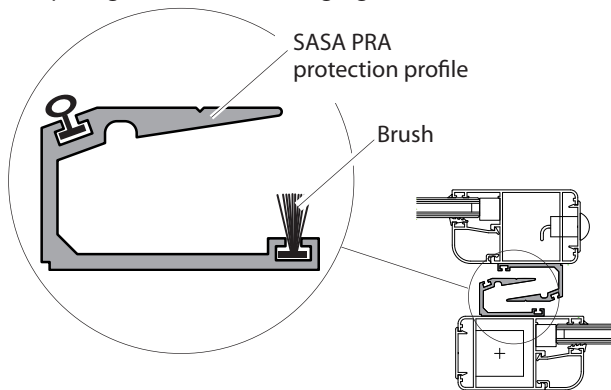
The SASA anti-panic breakout system is designed to meet the safety requirements necessary for the escape route in case of emergency. The device can be applied to leaves made of commercial profiles with a thickness of 40mm.

The system consists essentially of:

1. SASA AM and SASA AMF complete kits, consisting of high-strength aluminium alloy profiles supporting the sliding leaf, and of parts which, when applied to the door, allow the leaf, by applying a suitable force, to be released from the upper profile and to rotate in the opening direction so as to completely free the escape route (to be chosen according to the type of the automation system, e.g. 1 fixed leaf and 1 movable leaf, or 2 movable leaves, etc.).

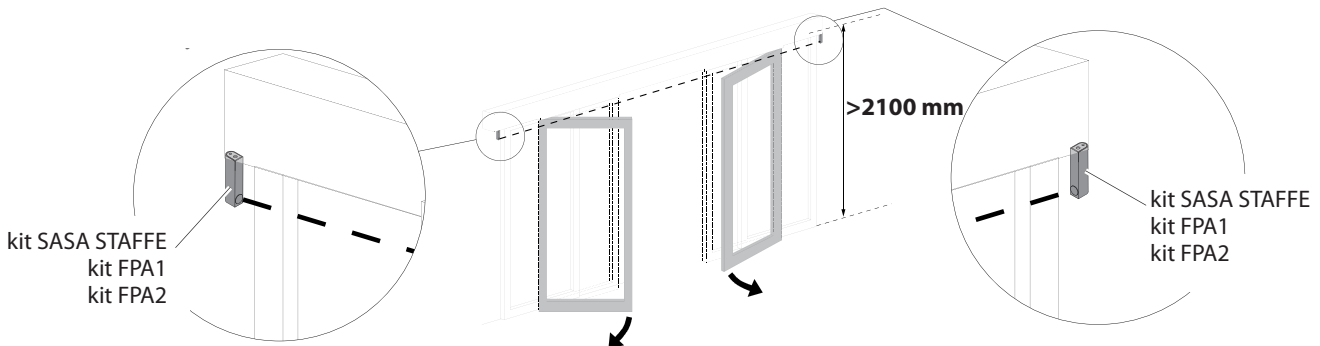
<p><b>SASA 1 AM</b></p>	<p><b>SASA 1AM SIST SFOND.1 ANTA MOBILE</b></p> <p>Breakout system kit for 1 movable leaf.</p>	<p><b>SASA 1 AMF</b></p>	<p><b>SASA 1AMF SIST SFOND.ANTE 1 MOB + 1 FX</b></p> <p>Breakout system kit for 1 fixed leaf and 1 movable leaf.</p>
<p><b>SASA 2 AM</b></p>	<p><b>SASA 2AM SIST SFOND.2 ANTE MOB</b></p> <p>Breakout system kit for 2 movable leaves.</p>	<p><b>SASA 2 AMF</b></p>	<p><b>SASA 2AMF SIST SFOND.ANTE 2 MOB + 2 FX</b></p> <p>Breakout system kit for 2 fixed leaves and 2 movable leaves</p>

2. SASA PRA protective profiles to be applied between the leaves, on which it is possible to mount brushes which reduce the free space and the passage of air, thus ensuring a good thermal insulation.



<p><b>SASA PRA 2,5 PROF.PROT.ANTE FX/MOB 2.5M</b></p> <p>Protective profile for fixed/movable leaf. Length L = 2.5 m</p>
<p><b>SASA PRA 5 PROF. PROTEZ.ANTE FX/MOB 5M</b></p> <p>Protective profile for fixed/movable leaf. Length L = 5 m</p>

3. Kit to realize a photocell system (SASA BRACKETS KIT and FPAx photocell kit) for leaf breakout detection, allowing the control unit of the automation system to bring to the position of complete opening of the passage opening.



	<p><b>SASA STAFFE PER FOTOC. RILIEVO SFONDAM. ANTE</b></p> <p>Bracket kit to mount FPA1 photocells for leaf breakout detection.</p>
	<p><b>KIT FPA1</b></p> <p>FPA pair photocell kit with brackets for Vista.</p>
	<p><b>KIT FPA2</b></p> <p>FPA dual pair photocell kit with brackets for Vista.</p>



# Security features

	VISTA SLK A150 SMART	VISTA SLK A100 SMART	VISTA SLK A100R SMART	VISTA SL A200 SMART	VISTA TL	VISTA EMERGENCY
<b>EN 16005</b>						
Compliant with the European standard EN 16005 Power operated pedestrian doorsets – Safety in use (where applicable to the motorisation)	●	●	●	●	●	●
<b>paragraph 4.7.2</b> - Additional requirements for doorsets in escape routes and emergency exits	SASA system (*)	SASA system (*)	SASA system (*)	SASA system (*)		●
<b>DURABILITY TESTS</b>						
Tested according to the standard EN 16005 1,000,000 opening/closing cycles (4,000 cycles per day)	●	●	●	●	●	●
<b>SAFETY</b>						
Arrangement for monitored closing safety sensor	●	●	●	●	●	●
Arrangement for monitored opening safety sensor	●	●	●	●	●	●
Motion reversal when an obstacle is detected	●	●	●	●	●	●
Motion reversal: if the electric lock is not activated, the door can be opened manually	●	●	●	●	●	●
Anti-panic battery to open the door in case of power outage	●	●	●	●	●	●

(\*) See page 43

# BFT, technologies, instruments, protocols

The adoption of exclusive and safe technologies and protocols ensures optimum performance at all times and makes BFT automation systems the essence of innovation, quality and reliability.



## ER - READY

The new coding system for direct cloning of remote controls. Based on microprocessor technology, this system allows the cloning of any MITTO remote control in a MITTO REPLAY remote control. In fact, the first remote control "teaches" the second one the correct code which is automatically saved in the receiver the first time it is used. Everything occurs at the highest levels of security thanks to the use of the Rolling Code safe transmission system.



## EE LINK

For fast and safe programming. EELINK is a system developed by BFT which, by means of connection to handheld programmers (Unipro, Uniradio and Proxima), makes it possible to transfer data from automatic systems to PCs and vice versa. Thus EEdbase or U-base, the databases of the information stored in the installed systems, are constantly updated. Thanks to this software it is possible to associate the necessary personal details with each system: owner's address and details, name of maintenance technician, names of every remote control holder, etc. With EELink, just press a few buttons to easily manage the customer base or preventive maintenance. Even operations that were once complex become easier: for example, reconfiguring the control unit or the radio receiver in case of replacement or the setup of a control panel, starting from a standard or custom configuration.



## 24V

A precise, safe and reliable technology. Bft 24V technology ensures optimum performance with a precise adjustment of slowdown in closing and opening. Safety is another key aspect, ensuring the immediate stopping and reversal of movement in the presence of obstacles. The efficiency of the technology is a guarantee of the product's reliability.



## U-Link

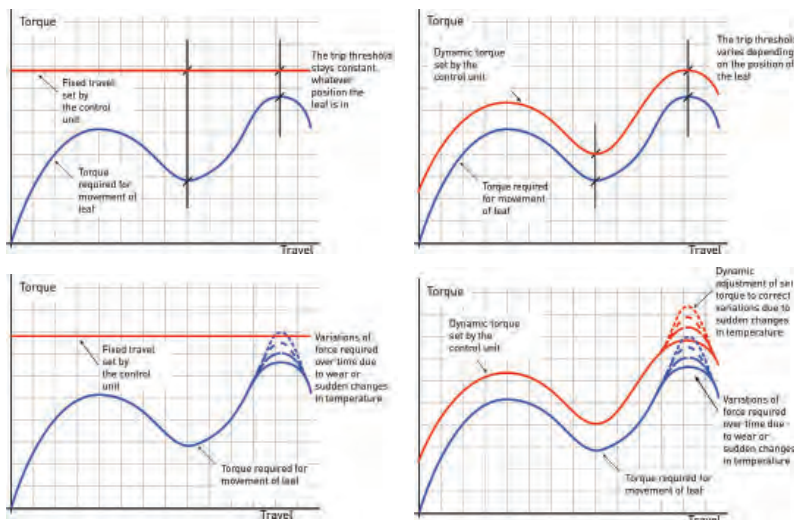
A single communication platform for all types of control units and receivers. The innovative interconnectivity systems developed by Bft along with wireless connection solutions in the field of access point automation become integrated through the new U-link system communication protocol. A technology designed and developed to operate using specific gateways for any type of physical media and communication protocol. To fully facilitate installers in creating the system and in maintenance, Bft can offer solutions based on Bluetooth transmission systems in local and TCP/IP environments for remote connection. U-Link ensures an absolutely stable standard, correct communication, as well as secure data protection thanks to two levels of encryption, offered by the data encryption system and password of the protocol and by the underlying communication system.

- U-Link is a technological platform that forms the heart of Bft products
  - U-link uses an open approach: by changing the B-Eba, Bft proprietary gateway, it is possible to adapt to many different communication languages
  - U-link is flexible: it can work with or without a network connection, depending on the B-Eba gateway installed
  - U-Link enables remote maintenance of the products thanks to two-way communication
  - U-link is scalable: an infinite number of objects can be added to a U-link network
  - U-Link allows the creation of groups of products: various B-Ebas can be grouped to allow individual or group control of the associated products
- U-link is an innovation that turns products into Bft solutions.



## Dynamic Path Tracking

The thrust required to operate safely. A smart torque management system based on the microprocessor technology of BFT control units. Acquiring data from several indicators, it updates the level of thrust required to perform the operation. D-Track also facilitates the installer in providing for the certifications required by law. Conventional control units do not "read" the exact position of the gate and consequently apply constant thrust levels, without ensuring stable sensitivity during the opening and closing operations. BFT control devices record the slightest variation in the gate or door force, for example due to differences in temperature or wear, constantly supplying the optimum torque to the motor. A conventional control unit could not detect these thrust variations, which would result in it indicating the presence of non-existent obstacles. The BFT system thus guarantees the maximum safety and perfect functioning of the equipment, no matter what the climatic and temperature conditions and degree of mechanical wear.





SPAGNA  
**BFT GROUP ITALIBERICA DE  
AUTOMATISMOS S.L.**

FRANCIA  
**AUTOMATISMES  
BFT FRANCE SA**

FRANCIA  
**BFT SUD EST SARL**

GERMANIA  
**BFT ANTRIEBSSYSTEME GMBH**

REGNO UNITO  
**BFT AUTOMATION UK LTD**

REGNO UNITO  
**BFT AUTOMATION (SOUTH)  
LDT**

IRLANDA  
**BFT AUTOMATION LTD**

BELGIO  
**BFT BENELUX SA**

POLONIA  
**BFT POLSKA SP. Z O.O.**

CROAZIA  
**BFT-ADRIA D.O.O.**

PORTOGALLO  
**BFT SA-COMERCIO DE AUTOMATISMOS  
E MATERIAL DE SEGURANÇA**

REPUBBLICA CECA  
**BFT CZ S.R.O.**

TURCHIA  
**BFT OTOMATIK KAPI  
SISTEMLERI SAN. VE. TIC. A.S.**

RUSSIA  
**BFT RUSSIA**

AUSTRALIA  
**BFT AUTOMATION AUSTRALIA  
PTY LTD**

U.S.A.  
**BFT AMERICAS INC.**

CINA  
**BFT AUTO GATE & DOOR CO.  
LTD**

U.A.E.  
**BFT MIDDLE EAST F.Z.CO.**

NUOVA ZELANDA  
**BFT AUTOMATION NEW  
ZEALAND LTD**

INDIA  
**BFT AUTOMATION SYSTEMS  
PRIVATE LIMITED**

LETTONIA  
**BFT LATVIA & ESTONIA &  
LITHUANIA & FINLAND**

D833341 0AK03

**Bft Spa**

Via Lago di Vico, 44 - 36015 Schio (VI) ITALY

[www.bft-automation.com](http://www.bft-automation.com)

**BFT** / A BRAND OF SOMFY® GROUP



8 027908 772909 >

catalogo porte automatiche scorre-  
voli 2021/22 ENG - D833341 0AK03



Be ahead